



Welcome to Enriching Scholarship 2007!

The UM Teaching and Technology Collaborative invites faculty to enhance their teaching and research by participating in a week of free seminars, workshops, demonstrations and other events drawing upon the expertise of faculty and instructional technology specialists from across campus. Join us during the week of May 7th-11th, 2007, when we will have over 100 sessions that explore the effective integration of information and technology with teaching, learning and research. The members of the Enriching Scholarship Planning Committee are particularly grateful for the special support and strong encouragement provided by John King, Vice Provost for Academic Information.

Members of the Teaching and Technology Collaborative include the AT Commons, Center for Research on Learning and Teaching, Duderstadt Center, Faculty Exploratory, ITCS Education Services, Knowledge Navigation Center, Language Resource Center, Learning Resource Center, LSA, Science Learning Center, and the University Library.

Registration Opens on April 2nd - Please Register Soon

Many sessions fill up very quickly so register early to assure getting into the sessions that interest you. To register, please visit the Enriching Scholarship website (<http://www.umich.edu/~teachtec/ES2007>). You will receive an automated email confirming your registration.

Opening Keynote Event: Gaming, Social Software and Mobility: Ubiquitous Computing for Teaching

Monday, May 7th, 2006 9:00am to 1:00pm

Video Studio, Duderstadt Center (Luncheon in Duderstadt Center Gallery)

The burgeoning interplay of gaming, social software, and mobility present us with exciting, new, and intriguing opportunities for teaching and learning. Web 2.0 projects, gaming, blogs, wikis, online communities, and other first generation ubiquitous computing environments have grown rapidly into large global entities. Education is taking place beyond the academy in all these arenas, as educational innovators and early adopters have made their first moves. Dr. Alexander will outline the contours of what has emerged so far in cyberspace and pedagogy, with discussions of policy and popular culture. A faculty panel will respond to his remarks.



Keynote Schedule:

9:30-10	Coffee and Breakfast Snacks
10-10:15	Welcome and Introductory Remarks
10:15-11:00	<i>Gaming, Social Software and Mobility: Ubiquitous Computing for Teaching</i> presented by Bryan Alexander, Research Director at the National Institute for Technology and Liberal Education (NITLE)
11-11:45	<i>Faculty Panel</i> with John Laird, Professor, College of Engineering; and Thomas Finholt, UM Associate Professor and Associate Dean for Research and Innovation, School of Information; Director, Center for Information Technology Integration; Director, Collaboratory for Research and Electronic Work (CREW) and David Ribes, UM Research Investigator, School of information and Collaboratory for Research and Electronic Work (CREW).
11:45-1:00	Luncheon (pre-registration required) with Talk at 12:30 p.m. by John King, UM Vice Provost for Academic Information

Keynote Address: Gaming, Social Software and Mobility: Ubiquitous Computing for Teaching

9:30 TO 12:00 - 5/07

VIDEO STUDIO, DUDERSTADT CENTER
(NORTH CAMPUS)

TEACHING AND TECHNOLOGY
COLLABORATIVE / ALL

9:30-10:00 Continental breakfast

10:00-12:00 Keynote Address: The burgeoning interplay of gaming, social software, and mobility present us with exciting, new, and intriguing opportunities for teaching and learning. Web 2.0 projects, gaming, blogs, wikis, online communities, and other first generation ubiquitous computing environments have grown rapidly into large global entities. Education is taking place beyond the academy in all these arenas, as educational innovators and early adopters have made their first moves. Dr. Alexander will outline the contours of what has emerged so far in cyberculture and pedagogy, with discussions of policy and popular culture. A faculty panel will respond to his remarks.

12:00-1:00 Catered Lunch (**registration required**)

PRESENTER: BRYAN ALEXANDER

See Also: AIM and Chat: Video and audio and Text Chat (5/9); Audio and video Mobile Blogging (5/10), Blogging with MBlog (5/8); Can We Talk: Learning thru Chat (5/10); Chat About Chat CTools (5/8); Personal Professional and Enterprise Productivity with Social Bookmarking and Other Web 2.0 tools (5/11); SKYPE Me: Video, Audio and Text Chat Using Skype (5/9); Social Media for Teaching and Learning (5/7); Social Bookmarking with Del.icio.us (5/9)

Tour of the Duderstadt Center

1:00 TO 3:00 - 5/07

VIDEOCONFERENCE SUITE, 1180
DUDERSTADT CENTER (NORTH CAMPUS)
DIGITAL MEDIA COMMONS / ALL

Interested in teleconferencing, 3D Design, or virtual reality? Need to make 35mm mounted slides from digital images? Want to burn a DVD? Looking to print a conference poster? Have a string quartet that you would like to record? Take a tour of the Duderstadt Center, the 24/7 multi-purpose, cross-disciplinary, technology center. The Duderstadt Center provides access to media conversion equipment, professional-level audio and video production facilities, 3D and visualization tools, and the staff who can help you make the best use of these tools. It is home to the Art, Architecture, and

Engineering Library and is one of the largest computing sites on campus.

PRESENTER: ROBERT PETTIGREW

See Also: Explore Virtual Reality in UM's CAVE (5/7); Intro to Final Cut Pro and the DMC Multimedia Rooms (5/8); Intro to iMovie and the DMC Multimedia Rooms (5/10); Orientation to the Electronic Music Studios (5/9)

UM.Sitemaker: Websites Made Simple

1:00 TO 3:00 - 5/07

FACULTY EXPLORATORY, 206 HATCHER
GRADUATE LIBRARY (CENTRAL CAMPUS)
DIGITAL MEDIA COMMONS - USE LAB,
FACULTY EXPLORATORY / BEGINNER

UM.Sitemaker is a system that helps University of Michigan faculty, students and staff quickly create websites and web databases without having to know a lot of technical details. In this session, we will explore basic UM.Sitemaker functionality for creating pages and assigning access to various online materials. To see the kinds of sites you can create with UM.Sitemaker visit the project gallery at <http://sitemaker.umich.edu/sm.gallery>

PRESENTER: LAURIE SUTCH

See Also: Creating Web Pages with Dreamweaver 8 (5/8); UM.Sitemaker: Building Online Forms and Catalogs (5/7 or 5/10); UM.Sitemaker: Customizing Look and Feel (5/9); UM.Sitemaker: Roles, Versions, and Templates (5/9); UM.Sitemaker: Websites Made Simple (5/8)

CTools for Content Presentation-- Understanding the Modules Feature

1:00 TO 3:00 - 5/07

LANGUAGE RESOURCE CENTER (LRC), PC
CLASSROOM, 2ND FLOOR, MODERN
LANGUAGES BUILDING (CENTRAL CAMPUS)
LANGUAGE RESOURCE CENTER /
BEGINNER

In this hands-on session, participants will be introduced to the Modules feature in CTools. With Modules, one can create a guided presentation of content for users to "step through" the material. Through attachments and a WYSIWYG editor, media, URL's and formatting can be incorporated into the textual content in an integrated manner. Setting dates for the content to become visible and setting a progression of information will also be addressed.

Participants are invited to bring a "unit" of material they would like to present to their students/users along with them (on either CD, flash drive or in IFS

space) so the time in the workshop can be time spent actually creating the unit!

Participants should have a CTools site and know how to select Tools for the site.

PRESENTER: LYNNE CRANDALL

See Also: Using CTools and Dreamweaver to Create and Host an Online Learning Course (5/7); Advanced CTools Discussion Tool: Set Up and Run Interesting Discussions! (5/11); Can We Talk? Learning through Chat (5/10); Chat about Chat CTools (5/8); Creating Web Pages with Dreamweaver 8 (5/8); CTools for Course Websites (5/8 or 5/11); CTools for Critique and Commentary (5/10) CTools for Project Collaboration (5/8 or 5/11); CTools: Interactive Tools (5/9); CTools: Posting and Podcasting (5/9); Finding and Incorporating Media into PowerPoint and CTools (5/8); Listening Online: Streaming Resources and the Music Library (5/11); UM.Sitemaker: Websites Made Simple (5/7 or 5/8)

How to Create a Simple Podcast

1:00 TO 3:00 - 5/07

LANGUAGE RESOURCE CENTER (LRC),
MAC CLASSROOM, 2ND FLOOR, MODERN
LANGUAGES BUILDING (CENTRAL CAMPUS)
LANGUAGE RESOURCE CENTER / ALL

Podcast is a current hot buzzword in education; as such, it means many different things to different people. This workshop will explain what a podcast is and lead you through several simple methods for creating one.

PRESENTER: JOHN STEWART

See Also: CTools: Posting and Podcasting (5/9); Explore Camtasia Studio for Creating Podcasts and Tutorials (5/9); Podcasting and Video Podcasting: A Demonstration and How-To (5/10); Power Searching on the Web Advanced: Finding Specialized Information (5/10); Screen Capture and Lecture Recording (5/9); Social Media for Teaching and Learning (5/7)

Beginning PowerPoint

1:00 TO 3:00 - 5/07

TAUBMAN LIBRARY CLASSROOM, 2802 MED
SCI 2 (DIRECTIONS TO TAUBMAN LIB.
CLASSROOM)
MED LEARNING RESOURCE CENTER /
BEGINNER

In this Introductory PowerPoint class, essential elements of PowerPoint will be introduced with a series of hands-on exercises. In two hours, you will learn to: quickly build and deliver effective presentations; import graphics and Excel charts;

animate bulleted text; print handouts; build for Web-based or stand-alone presentations; and develop for a Mac or PC computer. Minimal computer experience is required.

PRESENTER: JOHN WESTFALL,

See Also: Activities with Acrobat (5/8); Advanced PowerPoint (5/10); Apple's Keynote Presentation Software: Whack Out a Slick Presentation Fast! (5/10); Basic Graphic Design for PowerPoint (5/7), Design and Delivery Techniques for Teaching with PowerPoint (5/8); Finding and Incorporating Media into PowerPoint and CTools (5/8); FLICKR FUN Web Photo Management AND SO MUCH MORE (5/10); From Beginning to End: Preparing Images for the Web, PowerPoint, or Print (5/9); GarageBand: Making Music with You and Your Mac (5/9); Microsoft Office Certification Preparation (5/10); Navigating Your PowerPoint Presentation Efficiently Using Action Buttons and Hyperlinks (5/11); Successful Strategies for Making Movies Play in PowerPoint (5/11); Using the Qwizdom Student Response System in LSA (5/11)



Using CTools and Dreamweaver to Create and Host an Online Learning Course

1:00 TO 2:30 - 5/07

LANGUAGE RESOURCE CENTER (LRC),
VIDEO VIEWING ROOM, 2ND FLOOR,
MODERN LANGUAGES BUILDING (CENTRAL
CAMPUS)
MED LEARNING RESOURCE CENTER /
INTERMEDIATE

This workshop will show participants how to combine the features of CTools with basic Dreamweaver programming to create an online course that features interactive, case-based learning modules. Topics to be covered include: 1) how to use CTools as a basic web server, 2) providing access control to allow creative collaboration, 3) simple

interactivity with frames and basic HTML, and 4) using Cascading Style Sheets (CSS) to maintain a uniform look to the site. The focus will be on using basic techniques and design strategies to create an interactive course that can be built and maintained by staff and faculty with basic HTML skills.

Additionally, the presentation will touch on ways to keep the site organized so students will be able to spend their time on learning the course content as opposed to learning how to use the site and keeping track of the assignments. The presentation will conclude with a brief discussion on using Flash video to provide users with a platform-independent video experience within the realm of CTools.

PRESENTER: CHRIS CHAPMAN

See Also: Advanced CTools Discussion Tool: Set Up and Run Interesting Discussions! (5/11); Chat about Chat CTools (5/8); Creating Web Pages with Dreamweaver 8 (5/8); CTools for Content Presentation--Understanding the Modules Feature (5/7); CTools for Course Websites (5/8 or 5/11); CTools for Critique and Commentary (5/10); CTools for Project Collaboration (5/8 or 5/11); CTools: Interactive Tools (5/9); CTools: Posting and Podcasting (5/9); Designing a Flexible Website with Cascading Style Sheets and Layers in Dreamweaver (5/10); Finding and Incorporating Media into PowerPoint and CTools (5/8); Listening Online: Streaming Resources and the Music Library (5/11)

Integrating Maps and Spatial Information into Teaching

1:00 TO 3:00 - 5/07

UNIVERSITY LIBRARY INSTRUCTIONAL CENTER (ULIC), 4059 SHAPIRO LIBRARY (CENTRAL CAMPUS)

UNIVERSITY LIBRARY / INTERMEDIATE

Maps and spatially-displayed information can enhance student understanding and enable learning for the visually-oriented. In this session, participants will hear about how instructors across campus are using spatial information in their classes. They will also learn about outstanding websites, online gazetteers, Google maps, finding aids, and other tools to facilitate the presentation of spatial information.

PRESENTER: KARL LONGSTRETH

See Also: Google Maps - Google Earth (5/11)

Explore Virtual Reality in UM's CAVE

3:00 TO 5:00 - 5/07

UM3D LAB, 45 DUDERSTADT CENTER (NORTH CAMPUS)

DIGITAL MEDIA COMMONS / ALL

This session will introduce participants to the CAVE, UM's virtual reality (VR) lab, and our state-of-the-art research facility for computer graphics and interactive technology. We will explore the underlying technical structures behind the magic of virtual reality and will also introduce other virtual environments at the UM3D Lab. Participants will experience the CAVE by touring a virtual environment and learn about exciting advancements in virtual reality education.

Visit our [website](#) for more about the UM 3D Lab.

PRESENTER: LARS SCHUMANN

See Also: Tour of the Duderstadt Center (5/7)



Video Editing on the Mac with Final Cut Pro

3:00 TO 5:00 - 5/07

LANGUAGE RESOURCE CENTER (LRC), MAC CLASSROOM, 2ND FLOOR, MODERN LANGUAGES BUILDING (CENTRAL CAMPUS) LSA INSTRUCTIONAL SUPPORT SERVICES / ADVANCED

Packed with tips and tricks, this hands-on session will lead you through the basics of using the flexible and powerful capabilities of Apple's Final Cut Pro non-linear editing software. Things you will learn include basic project set-up for digital video editing, importing and editing both video and audio tracks, incorporating transitions and special effects, creating titles, exporting finished movies to tape, DVD and the web, etc.

PRESENTER: RALPH FRANKLIN

See Also: Digital Video Recording Cart at the LRC (5/9 or 5/10); Intro to Final Cut Pro and the DMC Multimedia Rooms (5/8); Intro to iMovie and the DMC Multimedia Rooms (5/10); Video Production Workshop (5/8 or 5/11)

UM.Sitemaker: Building Online Forms and Catalogs

3:00 TO 5:00 - 5/07

UNIVERSITY LIBRARY INSTRUCTIONAL CENTER (ULIC), 4059 SHAPIRO LIBRARY (CENTRAL CAMPUS)

AT COMMONS / INTERMEDIATE

Ever wanted to create an online address book, image gallery, or weblog? Need to manage requests, registrations, or submissions electronically?

UM.Sitemaker allows users to include simple databases in their websites and create online forms without knowing HTML. In this hands-on session, participants will create a Sitemaker data table and then add data access sections to a website. Attendees will be presumed to have familiarity with the basic features of UM.Sitemaker and experience using a simple desktop database, such as FileMaker or Access, or with using database functions in Excel. This is the session taught previously as “UM.Sitemaker: Advanced Uses.” Return participants are welcome for a refresher course.

PRESENTER: DIANA LEE PERPICH

See Also: CTools for Critique and Commentary (5/10); UM.Sitemaker: Building Online Forms and Catalogs (5/7); UM.Sitemaker: Customizing Look and Feel (5/9); UM.Sitemaker: Roles, Versions, and Templates (5/9); UM.Sitemaker: Websites Made Simple (5/7 or 5/8)

Basic Graphic Design for PowerPoint

3:00 TO 5:00 - 5/07

CRLT SEMINAR ROOM, 101 PALMER COMMONS (CENTRAL CAMPUS)
CENTER FOR RESEARCH ON LEARNING AND TEACHING / ALL

What is it that makes some on-screen presentations look more “professional” than others? Attend this session to learn basic graphic design principles that will make your PowerPoint presentations (and other on-screen presentations) look as professional as you do.

PRESENTER: EMILY SPRINGFIELD

See Also: Activities with Acrobat (5/8); Advanced PowerPoint (5/10); Apple’s Keynote Presentation Software: Whack Out a Slick Presentation Fast! (5/10); Beginning PowerPoint (5/7); Design and Delivery Techniques for Teaching with PowerPoint (5/8); Finding and Incorporating Media into PowerPoint and CTools (5/8); FLICKR FUN Web Photo Management AND SO MUCH MORE (5/10); From Beginning to End: Preparing Images for the Web, PowerPoint, or Print (5/9); GarageBand: Making Music with You and Your Mac (5/9);

Microsoft Office Certification Preparation (5/10); Navigating Your PowerPoint Presentation Efficiently Using Action Buttons and Hyperlinks (5/11); Successful Strategies for Making Movies Play in PowerPoint (5/11); Using the Qwizdom Student Response System in LSA (5/11)

Using Peer-Led Cooperative Groups to Increase Academic Achievement in Quantitative Fields

3:00 TO 5:00 - 5/07

GREAT LAKES ROOM, PALMER COMMONS, 4TH FLOOR, PALMER COMMONS (CENTRAL CAMPUS)

SCIENCE LEARNING CENTER, CENTER FOR RESEARCH ON LEARNING AND TEACHING / BEGINNER

Cooperative learning has been shown to have numerous benefits for student learning, engagement, and retention. Cooperative learning also comes with a number of challenges, the most pressing of which is insuring that student groups are productive, on task, and have positive inner dynamics. One solution to ensuring effective group learning is the use of student peer leaders to facilitate groups. In this session, faculty will learn a variety of tools to incorporate peer-led cooperative groups in their courses. The session will include a brief literature review, video clips of actual study group sessions, examples of effective group activities, options for using groups in class and out of class, and how U-M’s Science Learning Center can provide a peer-led structure to insure positive group outcomes.

PRESENTER: JOSEPH SALVATORE, CHRISTOPHER O’NEAL

See Also: Facilitating Group Work to Maximize Student Learning (5/8); Student Learning through Discussion (5/9)

Social Media for Teaching and Learning

3:00 TO 5:00 - 5/07

SCIENCE LEARNING CENTER (SLC), 520
CHEMISTRY BUILDING (CENTRAL CAMPUS)
TEACHING AND TECHNOLOGY
COLLABORATIVE / BEGINNER

This session will introduce participants to emergent social media, focusing on their uses in and potential for education. Topics will include podcasting, social images, bookmarking, Web video, and Second Life. Blogging and wikis may also be addressed. Format will combine presentation of practices and projects, a demo of Second Life, and some hands-on work, if time allows.

PRESENTER: BRYAN ALEXANDER

See Also: CTools: Posting and Podcasting (5/9); Explore Camtasia Studio for Creating Podcasts and Tutorials (5/9); How to Create a Simple Podcast (5/7); Podcasting and Video Podcasting: A Demonstration and How-To (5/10); FLICKR FUN Web Photo Management AND SO MUCH MORE (5/10); Online Worlds and Digital Avatars: An Introduction to Second Life (5/8); Social Bookmarking with Del.icio.us (5/9); Personal, Professional, and Enterprise Productivity with Social Bookmarking and Other Web 2.0 Tools (5/11); Keeping Current with Research with RSS (5/11)

Getting Started with Adobe Illustrator CS 2

3:00 TO 5:00 - 5/07

FACULTY EXPLORATORY, 206 HATCHER
GRADUATE LIBRARY (CENTRAL CAMPUS)
KNOWLEDGE NAVIGATION CENTER,
FACULTY EXPLORATORY / BEGINNER

For conference posters, advertisements, logos, drawings, and clip-art, Illustrator is just as powerful as its sibling, Photoshop, and a far better tool for many jobs. In this session, we'll begin to get acquainted with Illustrator's capabilities for straight text-and-graphics layouts, as well as some of its more artistic possibilities.

PRESENTER: ERIC FRIERSON

See Also: Creating Professional-looking Conference Posters (5/8 or 5/11); Editing Photos with Adobe Photoshop CS 2 (5/8); From Beginning to End: Preparing Images for the Web, PowerPoint, or Print (5/9)

Design and Delivery Techniques for Teaching with PowerPoint

9:00 TO 10:00 - 5/08

LANGUAGE RESOURCE CENTER (LRC),
VIDEO VIEWING ROOM, 2ND FLOOR,
MODERN LANGUAGES BUILDING (CENTRAL
CAMPUS)

LANGUAGE RESOURCE CENTER / ALL

This demonstration session will explore practices and recommendations for designing and delivering PowerPoint presentations that encourage participation and interactivity. The session will focus on such issues as: Does screen design make a difference in learning? What colors should you never use together? What are printing options? Should you offer handouts before class? Does a PowerPoint presentation always need to be an information “push” or can you bring your students into the lecture? Is there a way to be prepared for extra questions? Although the session is not hands-on, participants will be given handouts on how to create some of the sample slides.

PRESENTER: LYNNE CRANDALL

See Also: Basic Graphic Design for PowerPoint (5/7); Beginning PowerPoint (5/7); Finding and Incorporating Media into PowerPoint and CTools (5/8); From Beginning to End: Preparing Images for the Web, PowerPoint, or Print (5/9); Microsoft Office Certification Preparation (5/10); Navigating Your PowerPoint Presentation Efficiently Using Action Buttons and Hyperlinks (5/11); Successful Strategies for Making Movies Play in PowerPoint (5/11); Advanced PowerPoint (5/10); Apple's Keynote Presentation Software: Whack Out a Slick Presentation Fast! (5/10)

CTools for Course Websites


10:00 TO 12:00 - 5/08

WINDOWS TRAINING ROOM #1, 3358
DUDERSTADT CENTER (NORTH CAMPUS)
DIGITAL MEDIA COMMONS - USE LAB /
BEGINNER

This hands-on session is your chance to experiment with CTools, where instructors can distribute course materials online to registered students, maintain an online calendar of activities, manage electronic chats and discussion boards, handle electronic assignments, and more. Participants will learn the basic skills and procedures necessary to build and manage a website. Participants must have a username and Kerberos password to do any hands-on work, and also need to feel comfortable using a browser (like Internet Explorer or Netscape). No experience with HTML is necessary.

PRESENTER: SEAN DEMONNER

See Also: Advanced CTools Discussion Tool: Set Up and Run Interesting Discussions! (5/11); Chat about Chat CTools (5/8); CTools for Content Presentation--Understanding the Modules Feature (5/7); CTools for Course Websites (5/11); CTools for Critique and Commentary (5/10); CTools for Project Collaboration (5/8 or 5/11); CTools: Interactive Tools (5/9); CTools: Posting and Podcasting (5/9); Finding and Incorporating Media into PowerPoint and CTools (5/8); Online Quizzes and Tutorials with UM.Lessons (5/10); Online Surveying with UM.Lessons (5/9); Using CTools and Dreamweaver to Create and Host an Online Learning Course (5/7)



Creating Professional-looking Conference Posters

10:00 TO 12:00 - 5/08

ADVANCED GRAPHICS CLASSROOM,
MACINTOSH, 3336 DUDERSTADT CENTER
(NORTH CAMPUS)

DIGITAL MEDIA COMMONS / BEGINNER

In this workshop participants will learn how to use Adobe Illustrator to create high quality, eye-catching posters. Participants will learn techniques for organizing materials and printing posters on the large format color printer located in GroundWorks, the Media Conversion Lab at the Duderstadt Center. Basic computer skills are required, but no prior experience with graphics applications is necessary.

PRESENTER: ROBERT PETTIGREW

See Also: Creating Professional-looking Conference Posters (5/11)

TUESDAY

UM.Sitemaker: Websites Made Simple

10:00 TO 12:00 - 5/08

UNIVERSITY LIBRARY INSTRUCTIONAL CENTER (ULIC), 4059 SHAPIRO LIBRARY (CENTRAL CAMPUS)

DIGITAL MEDIA COMMONS - USE LAB, FACULTY EXPLORATORY / BEGINNER

UM.Sitemaker is a system that helps University of Michigan faculty, students and staff quickly create websites and web databases without having to know a lot of technical details. In this session, we will explore basic UM.Sitemaker functionality for creating pages and assigning access to various online materials. To see the kinds of sites you can create with UM.Sitemaker, visit the project gallery at <http://sitemaker.umich.edu/sm.gallery>

PRESENTER: LAURIE SUTCH

See Also: Creating Web Pages with Dreamweaver 8 (5/8); UM.Sitemaker: Building Online Forms and Catalogs (5/7 or 5/10); UM.Sitemaker: Customizing Look and Feel (5/9); UM.Sitemaker: Roles, Versions, and Templates (5/9); UM.Sitemaker: Websites Made Simple (5/7)

Audacity: Free Home Audio Recording and MP3 Output Made Easy

10:00 TO 12:00 - 5/08

LANGUAGE RESOURCE CENTER (LRC), MAC CLASSROOM, 2ND FLOOR, MODERN LANGUAGES BUILDING (CENTRAL CAMPUS) LANGUAGE RESOURCE CENTER / INTERMEDIATE

Have an audio file you want to edit into a shorter segment? Need to shift your file format from .wav to .mp3? Using Audacity, an effective freeware program, participants will learn to record and edit audio using available audio input devices. Participants are invited to bring audio files they want to work with to the session.

PRESENTER: PHILLIP CAMERON, JOHN STEWART

See Also: Audio Video Mobile Blogging (5/10); GarageBand: Making Music with You and Your Mac (5/9)

Laboratory Teaching Using a Virtual Microscope

10:00 TO 12:00 - 5/08

CRLT SEMINAR ROOM, 101 PALMER COMMONS (CENTRAL CAMPUS) CENTER FOR RESEARCH ON LEARNING AND TEACHING / ALL

Virtual microscopy is the practice of converting entire glass microscope slides to high-resolution digital images that can be remotely viewed, readily annotated, and shared without the need for traditional glass slides and light microscope. Slide specimens are line-scanned at high resolution using a computer controlled microscope and digitally compiled into a single image that may be viewed in a manner that recapitulates the experience of a traditional microscope (e.g. the ability to scan over the entire slide specimen and view any region of interest at a range of magnifications). This session will summarize our experiences with virtual microscopy to teach histology at the University of Michigan Medical School and provide some “hands-on” training on how to integrate digital slides into an online laboratory manual for use in an instructional setting. View an example at <http://www.med.umich.edu/histology>. Those interested in working with material relevant to their discipline are strongly encouraged to contact Matt Velkey (jvelkey@med.umich.edu) in advance to arrange for digitization of a few sample slides prior to the workshop.

PRESENTER: MATTHEW VELKEY

See Also: Online Worlds and Digital Avatars: An Introduction to Second Life (5/8)



Automatically Creating Citations and Bibliographies with EndNote 10

10:00 TO 12:00 - 5/08

FACULTY EXPLORATORY, 206 HATCHER GRADUATE LIBRARY (CENTRAL CAMPUS) FACULTY EXPLORATORY, UNIVERSITY LIBRARY / BEGINNER

Doing research or preparing a dissertation? Using EndNote can make your life easier! We'll cover the basics of creating and managing a personal bibliographic database, including importing citations from online resources and generating formatted bibliographies. In addition, you'll also learn more about EndNote's Cite While You Write feature for

editing citations as you work (adding page numbers, deleting an author from the citation itself, etc.).

PRESENTER: SHEVON DESAI

See Also: Automatically Creating Citations and Bibliographies with RefWorks (5/11)

Video Production Workshop

10:30 TO 12:00 - 5/08

LANGUAGE RESOURCE CENTER (LRC),
VIDEO VIEWING ROOM, 2ND FLOOR,
MODERN LANGUAGES BUILDING (CENTRAL
CAMPUS)

LANGUAGE RESOURCE CENTER /
BEGINNER

In this workshop, you will learn how to operate the camera, lighting principles, and how to construct a documentary or instructional video. This will include interviewing techniques, shooting B-Roll, and gathering all of the elements needed to create a finished video.

PRESENTER: ROBERT DEMILNER

See Also: Digital Video Recording Cart at the LRC (5/9 or 5/10); Intro to Final Cut Pro and the DMC Multimedia Rooms (5/8); Intro to iMovie and the DMC Multimedia Rooms (5/10); Video Editing on the Mac with Final Cut Pro (5/7); Video Production Workshop (5/10)

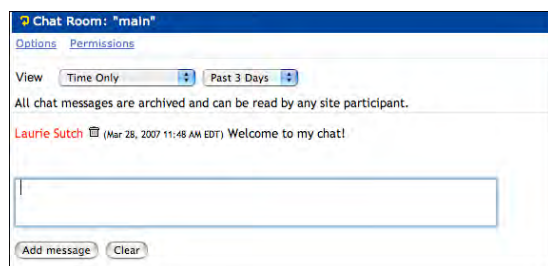
Chat about Chat CTools

12:00 TO 1:00 - 5/08

YOUR DESKTOP, THIS IS A REMOTE
SESSION (CENTRAL CAMPUS)
DIGITAL MEDIA COMMONS - USE LAB,
LANGUAGE RESOURCE CENTER /
BEGINNER

This session is conducted remotely. Participants will receive in advance a link to background materials, guiding questions, and directions for accessing the workshop site.

As the session begins, you login to CTools on your own machine to join our chat. In the chat room, we will discuss common instructional uses of chat, the mechanics of chat in CTools, and ways to extend CTools chat by special request. Instructors who have never experienced chat may find this a useful introduction to the benefits and limitations of the medium.



**PRESENTER: DIANA LEE PERPICH,
PHILOMENA MEECHAN**

See Also: Advanced CTools Discussion Tool: Set Up and Run Interesting Discussions! (5/11); AIM and iChat: Video, Audio, and Text Chat (5/9); Audio Video Mobile Blogging (5/10); Can We Talk? Learning through Chat (5/10); CTools: Interactive Tools (5/9); SKYPE ME! Video, Audio, and Text Chat Using Skype (5/9)

Design Lab One: Midnight in the Garden

1:00 TO 2:00 - 5/08

DESIGN LAB ONE, 121 DUDERSTADT
CENTER (NORTH CAMPUS)
DIGITAL MEDIA COMMONS / ALL

This session has been cancelled.

Intro to Final Cut Pro and the DMC Multimedia Rooms

1:00 TO 5:00 - 5/08

ADVANCED GRAPHICS CLASSROOM,
MACINTOSH, 3336 DUDERSTADT CENTER
(NORTH CAMPUS)
DIGITAL MEDIA COMMONS / BEGINNER

This hands-on orientation will introduce participants to the non-linear video editing suites available from the Digital Media Commons at the Duderstadt Center. The training will cover key concepts and functions of the Final Cut Pro software and supporting hardware including configuring, digitizing, editing, creating titles, applying effects, batch digitizing, media management and outputting back to tape. The Multimedia Rooms also support the following software: Adobe Premier, Adobe After Effects, Adobe Photoshop, Studio 8, DVD Studio Pro, Motion, Soundtrack, iMovie, iDVD, Cleaner and other media manipulation tools. The Digital Media Commons Multimedia Rooms have been designed to be easy to use. After demonstrating appropriate use of equipment, participants will be authorized to reserve editing suites.

PRESENTER: STEPHEN EBERLE

See Also: Digital Video Recording Cart at the LRC (5/9 or 5/10); Intro to iMovie and the DMC Multimedia Rooms (5/10); Tour of the Duderstadt Center (5/7); Video Editing on the Mac with Final Cut Pro (5/7); Video Production Workshop (5/8 or 5/10)

TUESDAY

Academic Subtitling: Making Foreign Language Films Accessible

1:00 TO 3:00 - 5/08

LANGUAGE RESOURCE CENTER (LRC),
MAC CLASSROOM, 2ND FLOOR, MODERN
LANGUAGES BUILDING (CENTRAL CAMPUS)
LSA INSTRUCTIONAL SUPPORT SERVICES /
ADVANCED

This session focuses on the process of subtitling a film yourself, from digitizing video, transcribing and translating dialog, “spotting” (timing and typesetting) the subtitles, and authoring DVDs. Anyone familiar with computer text editing and DVD authoring can do this.

Having a video with subtitles means, among other things, that little-known but important films and videos can be understood by students without knowledge of the language(s) spoken in the original materials. Eventual use of BlueStream will make properly subtitled films searchable by specific keywords and other meta-information.

PRESENTER: JIM PYKE

See Also: AIM and iChat: Video, Audio, and Text Chat (5/9); Drop In and Learn About Foreign Language Fonts and Non-Roman Scripts (5/8); Drop In and Learn About International TV from the LRC (5/11)

Bloggng with mBlog: First Steps

1:00 TO 3:00 - 5/08

UNIVERSITY LIBRARY INSTRUCTIONAL
CENTER (ULIC), 4059 SHAPIRO LIBRARY
(CENTRAL CAMPUS)
UNIVERSITY LIBRARY / BEGINNER

Interested in blogging, but not sure where to begin? The University’s mBlog system provides a quick and easy way to start a blog of your own. This session will introduce the mBlog software and its basic functions, including: posting entries to your blog, managing comments, adding multiple authors, and using RSS feeds. No prior blogging experience necessary!

PRESENTER: SCOTT MARTIN


See Also: Keeping Current with Research with RSS (5/11); Audio Video Mobile Blogging (5/10)

Facilitating Group Work to Maximize Student Learning

1:00 TO 3:00 - 5/08

CRLT SEMINAR ROOM, 101 PALMER
COMMONS (CENTRAL CAMPUS)
CENTER FOR RESEARCH ON LEARNING
AND TEACHING / ALL

Group work can create an active learning environment, allow students to better understand and retain course material, and help them develop social



interaction and teamwork skills. However, using groups in the classroom often presents challenges for instructors. How can an instructor ensure that all students are engaged and successful in groups?

What are the characteristics of activities that harness the learning power of groups? This seminar will address these issues and model active learning techniques easily applied to group work settings.

PRESENTER: MATTHEW MERRINS

See Also: Multicultural Dynamics in the Classroom (5/10); Student Learning through Discussion (5/9); Using Peer-Led Cooperative Groups to Increase Academic Achievement in Quantitative Fields (5/7)

Drop in and Learn About Digital Cameras

1:00 TO 3:00 - 5/08

KNOWLEDGE NAVIGATION CENTER (KNC),
2ND FLOOR, HATCHER GRADUATE LIBRARY
(CENTRAL CAMPUS)
FACULTY EXPLORATORY, KNOWLEDGE
NAVIGATION CENTER / BEGINNER

Drop by the KNC and learn about digital cameras. What are megapixels? What’s an SLR? Where can I get good information on which camera to purchase?

During this session, we’ll talk about different features on all types of digital cameras -- from “disposable” digital cameras to high-end Digital SLRs. We’ll also talk about sharing your photographs online or in print. You’ll leave able to make an informed decision about your next camera purchase.

PRESENTER: ERIC FRIERSON

See Also: FLICKR FUN Web Photo Management AND SO MUCH MORE (5/10); Getting Started Creating a Digital Image Collection (5/10)

Drop In and Learn About Foreign Language Fonts and Non-Roman Scripts

1:00 TO 3:00 - 5/08

LANGUAGE RESOURCE CENTER (LRC),
MAIN CENTER, 2ND FLOOR, MODERN
LANGUAGES BUILDING (CENTRAL CAMPUS)
LANGUAGE RESOURCE CENTER / ALL

This perennial session is back! Drop in and see if you can stump the Font Chump with one of the following:

- Are you interested in how the font/script technology generally works?

TUESDAY

- Or do you not care, and just want it to work?
- Is something not working that you think should?
- Do you have a specific task/project involving fonts/scripts that you have been having issues with, or would like to understand better?
- Are you curious about what font/script capabilities your operating system and applications have (or could have)?
- Or what capabilities “the other platform” has (e.g., I know they can do this on Windows, can I do it on a Mac?)?
- Would you like to know how someone else did what they did with fonts/scripts?
- Do you have other font/script questions or issues?

PRESENTER: JOHN STEWART

Editing Photos with Adobe Photoshop CS 2

1:00 TO 3:00 - 5/08

FACULTY EXPLORATORY, 206 HATCHER GRADUATE LIBRARY (CENTRAL CAMPUS)
FACULTY EXPLORATORY, KNOWLEDGE NAVIGATION CENTER / BEGINNER

Part of the power of Photoshop is its ability to select different elements in an image - either by color or location, or by different shapes. In this hands-on workshop you'll be introduced to the basic features of Photoshop, focusing on the selecting tools (Lasso, Magic Wand and Marquee). We'll also start to work with layers, the Photoshop feature that allows you greater flexibility when creating or altering images.

PRESENTER: LAURIE SUTCH

See Also: Basic Graphic Design for PowerPoint (5/7); FLICKR FUN Web Photo Management AND SO MUCH MORE (5/10); From Beginning to End: Preparing Images for the Web, PowerPoint, or Print (5/9); Getting Started Creating a Digital Image Collection (5/10); Getting Started with Adobe Illustrator CS 2 (5/7); Intermediate Photo Editing with Photoshop CS 2 (5/10)

Making Brochures and Other Publications in InDesign or Publisher

1:00 TO 3:00 - 5/08

2074 CAMPUS SAFETY SERVICES BUILDING, 1239 KIPKE DRIVE (SOUTH CAMPUS)
INFORMATION TECHNOLOGY EDUCATION SERVICES / BEGINNER

This workshop will show you how to put together text and graphics in a nice looking brochure, flyer, or newsletter. We will show how to import them to

both InDesign and Microsoft Publisher and add some easy special effects. It will be hands on and fun.

PRESENTER: CAROLYN NEWMAN

CTools for Project Collaboration

3:00 TO 5:00 - 5/08

SCIENCE LEARNING CENTER (SLC), 520 CHEMISTRY BUILDING (CENTRAL CAMPUS)
DIGITAL MEDIA COMMONS - USE LAB / BEGINNER

This hands-on workshop will introduce participants to CTools, which can not only be used to develop course websites, but also allows UM faculty, staff, and students to collaborate with colleagues inside the UM community and beyond.

Participants will create sample websites, post sample materials, and experiment with the shared calendar and online chat. They will learn how to control access to the site and also how to manage privileges to various functions.

PRESENTER: SEAN DEMONNER

See Also: Advanced CTools Discussion Tool: Set Up and Run Interesting Discussions! (5/11); Chat about Chat CTools (5/8); CTools for Content Presentation--Understanding the Modules Feature (5/7); CTools for Course Websites (5/8 or 5/11); CTools for Critique and Commentary (5/10); CTools for Project Collaboration (5/11); CTools: Interactive Tools (5/9); CTools: Posting and Podcasting (5/9); Finding and Incorporating Media into PowerPoint and CTools (5/8); Listening Online: Streaming Resources and the Music Library (5/11); UM.Sitemaker: Websites Made Simple (5/7 or 5/8)

Power Searching on the Web: An 8-Fold Path

3:00 TO 4:30 - 5/08

UNIVERSITY LIBRARY INSTRUCTIONAL CENTER (ULIC), 4059 SHAPIRO LIBRARY (CENTRAL CAMPUS)
UNIVERSITY LIBRARY / BEGINNER

Frustrated with the overwhelming and mostly irrelevant results you get when searching the web? Let us show you how to more effectively search the web using general search engines! In this hands-on session, we'll demonstrate eight effective search techniques, and then present several strategies to use when looking for publicly available information on the web. We'll expose you to a few search engines throughout the workshop, to prepare you for participation in the follow-up session, "Finding Specialized Information."

PRESENTER: PATRICIA ANDERSON, KAREN REIMAN-SENDI

TUESDAY

See Also: Power Searching on the Web Advanced: Finding Specialized Information (5/10); Power Searching on the Web: An 8-Fold Path (5/11); Exploring the Web of Knowledge (5/10)

Activities with Acrobat

3:00 TO 4:30 - 5/08

LANGUAGE RESOURCE CENTER (LRC), PC CLASSROOM, 2ND FLOOR, MODERN LANGUAGES BUILDING (CENTRAL CAMPUS) LANGUAGE RESOURCE CENTER / BEGINNER

Adobe Acrobat is often used to create PDF files for student access, but the powerful options in the Acrobat Pro version, a tool readily available to University users, are missed. This workshop will explore these useful features: extracting and cropping pages, merging documents, commenting and markup options including audio comments, linking possibilities, PowerPoint conversions and setting a document up for review for users who don't have the Professional version.

PRESENTER: LYNNE CRANDALL

See Also: Advanced PowerPoint (5/10); Apple's Keynote Presentation Software: Whack Out a Slick Presentation Fast! (5/10); Navigating Your PowerPoint Presentation Efficiently Using Action Buttons and Hyperlinks (5/11)

Online Worlds and Digital Avatars: An Introduction to Second Life

3:00 TO 5:00 - 5/08

LANGUAGE RESOURCE CENTER (LRC), MAC CLASSROOM, 2ND FLOOR, MODERN LANGUAGES BUILDING (CENTRAL CAMPUS) MED LEARNING RESOURCE CENTER / INTERMEDIATE

From text-based games at the dawn of the Internet to today's graphically rich systems, online worlds have kept pace with the maturation of the Internet and have helped push the limits of the technology. What was once the exclusive realm of the so-called geeks and nerds, today is as ubiquitous as the Internet itself. This session will examine one of these programs, Second Life, in some detail. We will have a hands-on demo of the basic operations of the program to get an idea of the challenges and opportunities offered by this 3D persistent world. We will tour of some of the educational applications being pursued within Second Life by educational groups from both the University of Michigan and beyond.

PRESENTER: MARC STEPHENS

See Also: Social Bookmarking with Del.icio.us (5/9); Social Media for Teaching and Learning (5/7)

Creating Web Pages with Dreamweaver 8

3:00 TO 5:00 - 5/08

FACULTY EXPLORATORY, 206 HATCHER GRADUATE LIBRARY (CENTRAL CAMPUS) FACULTY EXPLORATORY, KNOWLEDGE NAVIGATION CENTER / BEGINNER

Want a web site for a class or personal use? In this hands-on workshop, we'll use Macromedia Dreamweaver to create pages - adding links, tables and graphics. You'll get a very basic introduction to Cascading Style Sheets (CSS), and we'll talk about the various methods to make your web site live!

PRESENTER: LAURIE SUTCH

See Also: Designing a Flexible Website with Cascading Style Sheets and Layers in Dreamweaver (5/10); From Beginning to End: Preparing Images for the Web, PowerPoint, or Print (5/9); Retrofitting Websites for Accessibility (5/9); UM.Sitemaker: Customizing Look and Feel (5/9); Using CTools and Dreamweaver to Create and Host an Online Learning Course (5/7)

Finding and Incorporating Media into PowerPoint and CTools

3:00 TO 5:00 - 5/08

WINDOWS TRAINING ROOM #1, 3358 DUDERSTADT CENTER (NORTH CAMPUS) UNIVERSITY LIBRARY / ALL

This session will teach users how to find digital images, audio clips, and video clips using freely available and UM-restricted resources. Participants will receive hands-on practice incorporating this media into applications such as CTools and PowerPoint. Copyright issues with regard to using this media will also be addressed. This two-hour session is open to users from all disciplines.

PRESENTER: REBECCA PRICE, ANNETTE HAINES

See Also: Advanced PowerPoint (5/10); Apple's Keynote Presentation Software: Whack Out a Slick Presentation Fast! (5/10); Basic Graphic Design for PowerPoint (5/7); Chat about Chat CTools (5/8); From Beginning to End: Preparing Images for the Web, PowerPoint, or Print (5/9); Intermediate Photo Editing with Photoshop CS 2 (5/10); Successful Strategies for Making Movies Play in PowerPoint (5/11); Design and Delivery Techniques for Teaching with PowerPoint (5/8); FLICKR FUN Web Photo Management AND SO MUCH MORE (5/10); GarageBand: Making Music with You and Your Mac (5/9); Listening Online: Streaming Resources and the Music Library (5/11)s

TUESDAY

Great Grantsmanship: Finding Funding Sources and Writing Winning Proposals

8:30 TO 12:00 - 5/09

UNIVERSITY LIBRARY INSTRUCTIONAL CENTER (ULIC), 4059 SHAPIRO LIBRARY (CENTRAL CAMPUS)

UNIVERSITY LIBRARY / ALL

This hands-on workshop will present an overview of online and human resources at UM that can assist you in getting research grants. Online sources list and describe thousands of current funding opportunities.

We will discuss and demonstrate the various web-based funding databases currently available, search strategies, establishing email alerts, and creating and using individual expertise profiles. We will also discuss strategies, elements and tips for creating winning grant proposals. There will also be discussion about matching sponsor and faculty priorities, and communicating with sponsors.

PRESENTER: JULIE FELDKAMP, CHRISTINE KAHAN BLACK

See Also: Power Searching on the Web Advanced: Finding Specialized Information (5/10)



SKYPE ME! Video, Audio, and Text Chat Using Skype

9:00 TO 10:00 - 5/09

LANGUAGE RESOURCE CENTER (LRC), PC CLASSROOM, 2ND FLOOR, MODERN LANGUAGES BUILDING (CENTRAL CAMPUS)
LANGUAGE RESOURCE CENTER / BEGINNER

Speak your buddy, hear your buddy, SEE YOUR BUDDY! Chat tools now include audio and video capability from your desktop. Join us for a hands-on exploration of Skype and discussion for potential in education with particular attention to foreign language classrooms. Feature comparison charts of various chat tools will be included. Mac users meet in

a Mac classroom, Windows users in a PC classroom. Skype is available as a free download.

PRESENTER: PHILOMENA MEECHAN, JOHN STEWART

See Also: AIM and iChat: Video, Audio, and Text Chat (5/9); Audio Video Mobile Blogging (5/10); Blogging with mBlog: First Steps (5/8); Can We Talk? Learning through Chat (5/10); Chat about Chat CTools (5/8); Social Media for Teaching and Learning (5/7); Videoconferencing with Polycom (5/9)

3D Studio Max: Fundamentals

10:00 TO 12:00 - 5/09

UM3D LAB, 45 DUDERSTADT CENTER (NORTH CAMPUS)

DIGITAL MEDIA COMMONS / BEGINNER

Join us for an introduction to computer graphics using 3D Studio Max. This workshop will cover the basics of creating objects, cameras, lights, materials, and getting around in Max. This is the perfect workshop for those looking to create 3D graphics for the first time or brush up on the basics of Max. Attendees should be proficient in basic keyboard and mouse usage (e.g. right-click, double-click, etc.).

PRESENTER: ERIC MASLOWSKI

See Also: 3D Studio Max: Animation (5/9)

UM.Sitemaker: Customizing Look and Feel

10:00 TO 12:00 - 5/09

WINDOWS TRAINING ROOM #1, 3358 DUDERSTADT CENTER (NORTH CAMPUS)
AT COMMONS / ADVANCED

This is a hands-on session to learn how to customize the look and feel of UM.Sitemaker templates. We will learn about the WebObject tags, specifically what they do and how to avoid breaking them when customizing your Sitemaker site. This session requires basic knowledge of Dreamweaver and Sitemaker data access sections.

PRESENTER: DIANA LEE PERPICH, JONATHAN MAYBAUM

See Also: CTools for Critique and Commentary (5/10); UM.Sitemaker: Building Online Forms and Catalogs (5/7 or 5/10); UM.Sitemaker: Roles, Versions, and Templates (5/9); UM.Sitemaker: Websites Made Simple (5/7 or 5/8)

WEDNESDAY

Screen Capture and Lecture Recording


10:00 TO 12:00 - 5/09

CRLT SEMINAR ROOM, 101 PALMER COMMONS (CENTRAL CAMPUS)
CENTER FOR RESEARCH ON LEARNING AND TEACHING / ALL

A variety of lecture-recording systems now allow instructors to archive lectures. Several systems are now being used and studied at UM. Research shows positive uses by students with little impact on attendance. This session will demonstrate MScribe (lodged in the classroom), Camtasia (lodged on a computer), and other systems. Participants will explore archived lectures and share in creating their own. Research findings will be reviewed briefly. Faculty use of web-based lectures will be discussed including: giving students assignments to analyze a lecture segment in more depth, replaying segments of lectures in discussion section, and “quoting” previous lectures at later dates.

PRESENTER: CRISCA BIERWERT

See Also: Video Production Workshop (5/8 and 5/10); Podcasting and Video Podcasting: A Demonstration and How-to (5/10)



Social Bookmarking with Del.icio.us

10:00 TO 11:30 - 5/09

LANGUAGE RESOURCE CENTER (LRC), PC CLASSROOM, 2ND FLOOR, MODERN LANGUAGES BUILDING (CENTRAL CAMPUS)
LANGUAGE RESOURCE CENTER / BEGINNER

This hands-on session will explore how you can use Del.icio.us to store, tag, organize, and share links to resources and sites that you find interesting. This how-to session will be wrapped in the context of social bookmarking, and how different users might take advantage of the strength of a community to gain greater knowledge about the quickly expanding pool of information that exists. The emerging folksonomies, the different tagging strategies that

people use to describe and organize their links, will also be explored. Participants should bring the URL's to at least five of their favorite sites to the session.

PRESENTER: LYNNE CRANDALL

See Also: Keeping Current with Research with RSS (5/11); Online Worlds and Digital Avatars: An Introduction to Second Life (5/8); Personal News Aggregators (5/11); Personal, Professional, and Enterprise Productivity with Social Bookmarking and Other Web 2.0 Tools (5/11); Social Media for Teaching and Learning (5/7)

From Beginning to End: Preparing Images for the Web, PowerPoint, or Print

10:00 TO 12:00 - 5/09

FACULTY EXPLORATORY, 206 HATCHER GRADUATE LIBRARY (CENTRAL CAMPUS)
KNOWLEDGE NAVIGATION CENTER,
FACULTY EXPLORATORY / BEGINNER

Tired of files that are too big to email? Frustrated with poor print results of your digital images? Whether you've got an image in print or digital format, you'll learn all you need to know to get it the right size, shape and format for web, PowerPoint, or print publications. You'll learn how to use Photoshop to crop and rotate your images, adjust their resolution, and save them in the right formats for varied purposes.

PRESENTER: ERIC FRIERSON

See Also: Activities with Acrobat (5/8); Advanced PowerPoint (5/10); Apple's Keynote Presentation Software: Whack Out a Slick Presentation Fast! (5/10); Basic Graphic Design for PowerPoint (5/7); Beginning PowerPoint (5/7); Design and Delivery Techniques for Teaching with PowerPoint (5/8); Finding and Incorporating Media into PowerPoint and CTools (5/8); FLICKR FUN Web Photo Management AND SO MUCH MORE (5/10); Getting Started Creating a Digital Image Collection (5/10); Getting Started with Adobe Illustrator CS 2 (5/7); Microsoft Office Certification Preparation (5/10); Using the Qwizdom Student Response System in LSA (5/11)

Videoconferencing with Polycom

10:00 TO 11:00 - 5/09

LANGUAGE RESOURCE CENTER (LRC), VIDEO VIEWING ROOM, 2ND FLOOR, MODERN LANGUAGES BUILDING (CENTRAL CAMPUS)
LANGUAGE RESOURCE CENTER / BEGINNER

In this session, Language Resource Center staff will lead demonstrations of high-end videoconferencing

WEDNESDAY

with the Polycom system (dedicated hardware). Discussions will include pros, cons, and factors to consider when choosing a tool to meet your need. Handouts will include comparison charts and UM contacts for support and service. (Part of series of videoconferencing workshops.)

PRESENTER: JOHN STEWART, PHILOMENA MEECHAN

See Also: AIM and iChat: Video, Audio, and Text Chat (5/9); Audio Video Mobile Blogging (5/10); Can We Talk? Learning through Chat (5/10); Chat about Chat CTools (5/8); SKYPE ME! Video, Audio, and Text Chat Using Skype (5/9); Social Media for Teaching and Learning (5/7)

Explore Camtasia Studio for Creating Podcasts and Tutorials

10:00 TO 12:00 - 5/09

TAUBMAN LIBRARY CLASSROOM, 2802 MED SCI 2 (DIRECTIONS TO TAUBMAN LIB. CLASSROOM)

MED LEARNING RESOURCE CENTER / BEGINNER

It does just what it advertises: Camtasia Studio is the complete solution for recording and editing high-quality training videos, presentations, and screencasts to share on the Web, CD-ROM and portable media devices, including iPod.

If you develop content on the PC, Camtasia is worth having and learning how to use. An overview of the product and various workflows will be given in this demonstration.

PRESENTER: JOHN WESTFALL

See Also: CTools: Posting and Podcasting (5/9); How to Create a Simple Podcast (5/7); Podcasting and Video Podcasting: A Demonstration and How-To (5/10); Power Searching on the Web Advanced: Finding Specialized Information (5/10); Social Media for Teaching and Learning (5/7)

Digital Video Recording Cart at the LRC

11:00 TO 12:00 - 5/09

LANGUAGE RESOURCE CENTER (LRC), VIDEO VIEWING ROOM, 2ND FLOOR, MODERN LANGUAGES BUILDING (CENTRAL CAMPUS)

LANGUAGE RESOURCE CENTER / BEGINNER

In this workshop we will learn how to set up and operate the digital video camera carts for optimal recordings of interviews, skits, and classroom presentations. Thirty minutes will be devoted to explaining the setup and various functions of the video cameras, along with how to finalize a recorded

DVD. The other thirty minutes will be devoted to hands-on use by the participants with a question and answer session.

PRESENTER: VINCE LEE, ROBERT DEMILNER

See Also: Digital Video Recording Cart at the LRC (5/10); Intro to Final Cut Pro and the DMC Multimedia Rooms (5/8); Intro to iMovie and the DMC Multimedia Rooms (5/10); Screen Capture and Lecture Recording (5/9); Video Editing on the Mac with Final Cut Pro (5/7); Video Production Workshop (5/8 or 5/10)

AIM and iChat: Video, Audio, and Text Chat

11:00 TO 12:00 - 5/09

LANGUAGE RESOURCE CENTER (LRC), MAC CLASSROOM, 2ND FLOOR, MODERN LANGUAGES BUILDING (CENTRAL CAMPUS) LANGUAGE RESOURCE CENTER / BEGINNER

Speak your buddy, hear your buddy, SEE YOUR BUDDY!

Chat tools now include AUDIO and VIDEO capability from your desktop. Join us for a hands-on exploration of Instant Messenger for Macs (iChatAV) and Windows and discussion of the potential in education, with particular attention to foreign language classroom. Feature comparison charts of various chat tools included. Mac users meet in Mac classroom, Windows users in PC classroom. Part of series of videoconferencing workshops.

PRESENTER: PHILOMENA MEECHAN, JOHN STEWART

See Also: Audio Video Mobile Blogging (5/10); Blogging with mBlog: First Steps (5/8); Can We Talk? Learning through Chat (5/10); Chat about Chat CTools (5/8); SKYPE ME! Video, Audio, and Text Chat Using Skype (5/9); Social Media for Teaching and Learning (5/7); Videoconferencing with Polycom (5/9)

Google and MBooks: Digitizing the U-M Libraries

1:00 TO 3:00 - 5/09

806 HATCHER GRADUATE LIBRARY (CENTRAL CAMPUS)

UNIVERSITY LIBRARY / ALL

Google and the University of Michigan announced their groundbreaking partnership to digitize the entire library in December 2004. The library has developed its own access system to these materials, called MBooks. How do you find materials in MBooks? How does MBooks differ from Google Books? What

WEDNESDAY

new features are planned? Find out what's happened so far, and hear about our ideas for MBooks in the future.

PRESENTER: PERRY WILLETT

CTools: Interactive Tools

1:00 TO 3:00 - 5/09

LANGUAGE RESOURCE CENTER (LRC), PC CLASSROOM, 2ND FLOOR, MODERN LANGUAGES BUILDING (CENTRAL CAMPUS)
DIGITAL MEDIA COMMONS - USE LAB / BEGINNER

In this hands-on session, we will experience an online chat and threaded discussion, representing synchronous and asynchronous environments. We will also take a look at the Assignment and Dropbox tools, and discuss the way each can be used to manage student and colleague contributions.

One of our newest tools, the Wiki, shows great potential for building collaborative web pages within CTools, so we'll investigate that tool as well. Also on the agenda is a peek into Permissions, which can be customized so that students and colleagues interact with your site when and where you want.

You should be familiar with basic CTools functionality.

PRESENTER: SEAN DEMONNER

See Also: Advanced CTools Discussion Tool: Set Up and Run Interesting Discussions! (5/11); Can We Talk? Learning through Chat (5/10); Chat about Chat CTools (5/8); CTools for Content Presentation-Understanding the Modules Feature (5/7); CTools for Course Websites (5/8 or 5/11); CTools for Critique and Commentary (5/10); CTools for Project Collaboration (5/8 or 5/11); CTools: Posting and Podcasting (5/9); Finding and Incorporating Media into PowerPoint and CTools (5/8)

Orientation to the Electronic Music Studios

1:00 TO 3:00 - 5/09

ELECTRONIC MUSIC STUDIO A, 56 DUDERSTADT CENTER (NORTH CAMPUS)
DIGITAL MEDIA COMMONS / BEGINNER

This orientation is the first step toward gaining access to the Digital Media Commons' Electronic Music Studios. The training will cover the basic functions of the labs, concentrating on both hardware and software. It will also serve to minimize user frustration, providing knowledge for efficient and creative use of the equipment available. To gain full certification the user will need to attend a second session to take both a written and hands-on test. The user will set up a time to take both tests with the

trainer at the conclusion of the initial orientation. Following this orientation, participants will be eligible to attend a series of orientations to introduce users to the Audio Studio and provide training on both hardware and software found in the studio. The training will focus on use of the studio's Euphonix mixing console, and will include signal routing of the studio, multi-track recording to hard disk and digital tape, use of outboard effects processors, microphone handling, general studio regulations and studio etiquette. The Digital Media Studio (DMS) is located on the first floor of the Duderstadt Center near the loading dock.

PRESENTER: DAVID GREENSPAN

See Also: GarageBand: Making Music with You and Your Mac (5/9); Listening Online: Streaming Resources and the Music Library (5/11); ProTools for Digital Music (5/9); Tour of the Duderstadt Center (5/7)



3D Studio Max: Animation

1:00 TO 3:00 - 5/09

UM3D LAB, 45 DUDERSTADT CENTER (NORTH CAMPUS)
DIGITAL MEDIA COMMONS / INTERMEDIATE

If you have the desire to bring your 3D creations to life, join us to learn how to animate in 3D Studio Max. This workshop will go over the theory and practice of animation and how it applies to 3D Studio Max. Attendees will begin with simple objects and scenarios and finish with a complex character rig. Fundamental knowledge of working in 3D Studio Max is required.

PRESENTER: ERIC MASLOWSKI

See Also: 3D Studio Max: Fundamentals (5/9)

Online Surveying with UM.Lessons

1:00 TO 3:00 - 5/09

SCIENCE LEARNING CENTER (SLC), 520 CHEMISTRY BUILDING (CENTRAL CAMPUS)
DIGITAL MEDIA COMMONS - USE LAB / ALL
UM.Lessons is a web-based assessment tool designed by University of Michigan instructors, instructional

WEDNESDAY

designers, and software developers. It provides UM users with an easy and flexible medium to create customized assessments. Questions can be in the form of multiple choice, true/false, fill-in-the-blank, short answer, or survey. They can also include resources such as images, sound clips and movies. In this session, we will focus on the use of UM.Lessons for building surveys. We will focus on the question types most often associated with surveys, and we will discuss options for both authenticated and anonymous responses.

PRESENTER: DIANA LEE PERPICH

See Also: Online Quizzes and Tutorials with UM.Lessons (5/10); Taking U-M Course Evaluations Online (5/10)

Student Learning through Discussion

1:00 TO 3:00 - 5/09

CRLT SEMINAR ROOM, 101 PALMER COMMONS (CENTRAL CAMPUS)
CENTER FOR RESEARCH ON LEARNING AND TEACHING / ALL

Discussion can be a powerful tool in both teaching and learning. Discussion helps students to hone their problem-solving skills, apply abstract ideas, think critically, develop high-level reasoning skills, and sharpen communication skills. Discussion also promotes student engagement with and enthusiasm for course material. For professors, it provides immediate feedback on student understanding. This workshop will focus on practical techniques to help students engage in course material through discussion. We will discuss: how to promote discussion by asking effective questions; strategies such as role-playing and “jigsawing”; facilitating active student learning; and addressing problems as they arise. Participants will explore how to use discussion effectively in their own teaching.

PRESENTER: JENNIFER PALMER

See Also: Facilitating Group Work to Maximize Student Learning (5/8); Multicultural Dynamics in the Classroom (5/10)

GarageBand: Making Music with You and Your Mac

1:00 TO 3:00 - 5/09


LANGUAGE RESOURCE CENTER (LRC),
MAC CLASSROOM, 2ND FLOOR, MODERN
LANGUAGES BUILDING (CENTRAL CAMPUS)
LANGUAGE RESOURCE CENTER /
BEGINNER

No artistic or musical background necessary!
Participants will learn to create and share simple audio loops which can be used to spice up reading

passages, vocabulary lists and PowerPoint presentations. A basic understanding of how Macintosh computers work as well as a desire to create music are both required for this session.

PRESENTER: PHILLIP CAMERON

See Also: Audacity: Free Home Audio Recording and MP3 Output Made Easy (5/8); ProTools for Digital Music (5/9)



I Know I Saved it, Now Where is it? Getting Yourself Organized

1:00 TO 2:30 - 5/09

FACULTY EXPLORATORY, 206 HATCHER
GRADUATE LIBRARY (CENTRAL CAMPUS)
FACULTY EXPLORATORY, UNIVERSITY
LIBRARY / BEGINNER

Ever find yourself asking “Now where is that??” You need a certain file, but can’t seem to find it anywhere - and you’ve looked everywhere! In this session, we’ll discuss some ways of managing your files: what format should you use for archiving your files, what sorts of media should you use for storage (servers, disks, etc.), and some tips on how to find what you’re looking for.

PRESENTER: LAURIE SUTCH

See Also: BlueStream: Digital Media from Collections to Classrooms (5/10); Deep Blue: Increasing Your Impact with a Permanent Home for All Your Work (5/10)

WEDNESDAY

Seven Step Method to Search for Patents

1:00 TO 3:00 - 5/09

UNIVERSITY LIBRARY INSTRUCTIONAL CENTER (ULIC), 4059 SHAPIRO LIBRARY (CENTRAL CAMPUS)

UNIVERSITY LIBRARY / INTERMEDIATE

This workshop will cover basic information on the patenting process and introduce a straightforward, step-by-step method for conducting a preliminary patent search. Participants will do hands-on searching using the USPTO online databases from 590-to present. We will briefly compare USPTO databases to other patent databases available on the web and at the library.

PRESENTER: LEENA LALWANI

See Also: Seven Step Method to Search for Patents (5/10)

CTools: Posting and Podcasting

3:00 TO 5:00 - 5/09

FACULTY EXPLORATORY, 206 HATCHER GRADUATE LIBRARY (CENTRAL CAMPUS)
DIGITAL MEDIA COMMONS - USE LAB / INTERMEDIATE

What kind of podcasts are instructors posting at their CTools sites, how are students using them, and why? This session explores the various ways instructors can deliver media in CTools, specifically via Resources and iTunes U. We may also get a sneak preview of the Podcasting tool, which is not yet available for general use.

PRESENTER: SEAN DEMONNER

See Also: Advanced CTools Discussion Tool: Set Up and Run Interesting Discussions! (5/11); Audacity: Free Home Audio Recording and MP3 Output Made Easy (5/8); Chat about Chat CTools (5/8); CTools for Content Presentation--Understanding the Modules Feature (5/7); CTools for Course Websites (5/8 or 5/11); CTools for Critique and Commentary (5/10); CTools for Project Collaboration (5/8 or 5/11); CTools: Interactive Tools (5/9); Explore Camtasia Studio for Creating Podcasts and Tutorials (5/9); Finding and Incorporating Media into PowerPoint and CTools (5/8); How to Create a Simple Podcast (5/7); Listening Online: Streaming Resources and the Music Library (5/11); Podcasting and Video Podcasting: A Demonstration and How-To (5/10); Power Searching on the Web Advanced: Finding Specialized Information (5/10); Screen Capture and Lecture Recording (5/9); Social Media for Teaching and Learning (5/7)

sProTools for Digital Music

3:00 TO 5:00 - 5/09

AUDIO STUDIO, 135 DUDERSTADT CENTER (NORTH CAMPUS)

DIGITAL MEDIA COMMONS / BEGINNER

This session introduces participants to ProTools, the software used in the Digital Media Studio. Participants will learn how to capture, mix, and save audio recorded in the studio. To gain full studio certification, the user will also need to attend a studio orientation and demonstrate proficiency with the necessary hardware and software. The Digital Media Studio (DMS) is located on the first floor of the Duderstadt Center near the loading dock.

PRESENTER: DAVID GREENSPAN

See Also: Tour of the Duderstadt Center (5/7)

UM.Sitemaker: Roles, Versions, and Templates

3:00 TO 5:00 - 5/09

UNIVERSITY LIBRARY INSTRUCTIONAL CENTER (ULIC), 4059 SHAPIRO LIBRARY (CENTRAL CAMPUS)

AT COMMONS / INTERMEDIATE

This hands-on workshop will introduce UM.Sitemaker site owners to three important new features. You may now keep an unlimited number of versions of Text/image sections. This feature will allow you to recover the contents of a previous version, or work on new versions before they go live. Additionally, you may now assign colleagues the roles of Contributor and Editor for any Text/Image section. This allows designated users the ability to modify specific page contents without gaining control of the entire site. Sitemaker site owners often ask how they can easily impact the look and feel of their sites. Now, a handful of new style templates, including one called My Logo, make it easier than ever to change the look and feel of a site. In addition to the new style templates, UM.Sitemaker now offers Feature Packages, which are Data Table solutions that are available a la carte for any site owner to install at a Sitemaker site. The packages are more than templates. They're plug and play tools image like gallery, event organizer, and group directory.

PRESENTER: DIANA LEE PERPICH

See Also: CTools for Critique and Commentary (5/10); UM.Sitemaker: Building Online Forms and Catalogs (5/7 or 5/10); UM.Sitemaker: Customizing Look and Feel (5/9); UM.Sitemaker: Websites Made Simple (5/7 or 5/8)

WEDNESDAY

Retrofitting Websites for Accessibility

3:00 TO 5:00 - 5/09

LANGUAGE RESOURCE CENTER (LRC),
MAC CLASSROOM, 2ND FLOOR, MODERN
LANGUAGES BUILDING (CENTRAL CAMPUS)
UNIVERSITY LIBRARY / INTERMEDIATE

This workshop provides practical experience in retrofitting existing websites. Participants will be introduced to common accessibility problems, Section 508 requirements, and site evaluation tools with readily available and commonly used tools. The session will include an introduction to thinking accessibly, a case study demonstration, and hands-on exercises. In-class exercises will address a variety of retrofitting situations, including use of basic CSS and processes to make images, tables, forms, links and content accessible. Participants must have some knowledge of HTML editing.

PRESENTER: PATRICIA ANDERSON, SARAH BRITAIN

See Also: Designing a Flexible Website with Cascading Style Sheets and Layers in Dreamweaver (5/10)

Enhanced Presentation Tools: Taking Advantage of Digital Ink and Student Collaboration Using the Sympodium

3:00 TO 4:30 - 5/09

LANGUAGE RESOURCE CENTER (LRC),
VIDEO VIEWING ROOM, 2ND FLOOR,
MODERN LANGUAGES BUILDING (CENTRAL
CAMPUS)

LSA INSTRUCTIONAL SUPPORT SERVICES,
LANGUAGE RESOURCE CENTER /
INTERMEDIATE

The Sympodium is a touch screen interface that allows you to easily control, annotate, and save your presentation. In addition, using the additional piece of software called SynchronEyes allows an instructor to easily view, share and control what's on student machines in the computer lab setting. This session will demonstrate how to use new "digital ink" and collaboration technologies that have interfaces and capabilities to make your presentations richer and more engaging for your students.

PRESENTER: DAVID RUSSELL, REID PAXTON

WEDNESDAY

Did You Know?

This is the 10th annual Enriching Scholarship event. In the last ten years, there have been

- **538** sessions offered
- **2,684** individuals participate
- **12,157** registrations

Thank You for Participating!

Intro to iMovie and the DMC Multimedia Rooms

9:00 TO 12:00 - 5/10


ADVANCED GRAPHICS CLASSROOM,
MACINTOSH, 3336 DUDERSTADT CENTER
(NORTH CAMPUS)

DIGITAL MEDIA COMMONS / ALL

This orientation will introduce participants to the non-linear video editing suites available from the Digital Media Commons at the Duderstadt Center. The hands-on training will cover iMovie and iDVD, including digitizing, basic editing, title creation, effects and DVD authoring. At the end of the workshop, participants will be granted authorization to use the Digital Media Commons Multimedia Rooms in which they can reserve time and have access to all the hardware and software tools needed for video editing and DVD creation.

PRESENTER: STEPHEN EBERLE

See Also: Digital Video Recording Cart at the LRC (5/9 or 5/10); Intro to Final Cut Pro and the DMC Multimedia Rooms (5/8); Tour of the Duderstadt Center (5/7); Video Editing on the Mac with Final Cut Pro (5/7); Video Production Workshop (5/8 or 5/10)



Deep Blue: Increasing Your Impact with a Permanent Home for All Your Work

10:00 TO 12:00 - 5/10

806 HATCHER GRADUATE LIBRARY
(CENTRAL CAMPUS)

UNIVERSITY LIBRARY / ALL

Deep Blue is the University of Michigan's permanent and accessible online home for your work. With Deep Blue, you can increase the visibility and value of your research by depositing the "director's cut" of your research, including extras such as datasets, images, sound, and video, in addition to the published work itself. Whether you want to offer a working paper, a formal publication, or something else entirely, you can deposit it and the Library takes care of long term storage and preservation, and keeps all

the work together at a single, permanent URL, and makes it accessible to your peers. In this workshop you'll learn more about how Deep Blue can increase the impact of your work, how to get started with using it, and about the University's efforts to support your goals in research and teaching in terms of your intellectual property rights.

PRESENTER: JAMES OTTAVIANI

See Also: Copyright, Copyleft, Copywrong, Copysouth: Copyright Essentials for Academics (5/10); Some Rights Reserved: An Introduction to Creative Commons for Authors and Creators (5/11)

UM.SiteMaker: Building Online Forms and Catalogs

10:00 TO 12:00 - 5/10

LANGUAGE RESOURCE CENTER (LRC), PC
CLASSROOM, 2ND FLOOR, MODERN
LANGUAGES BUILDING (CENTRAL CAMPUS)
AT COMMONS / INTERMEDIATE

Ever wanted to create an online address book, image gallery, or weblog? Need to manage requests, registrations, or submissions electronically?

UM.SiteMaker allows users to include simple databases in their websites and create online forms without knowing HTML. In this hands-on session, participants will create a SiteMaker data table and then add data access sections to a website. Attendees will be presumed to have familiarity with the basic features of UM.SiteMaker and experience using a simple desktop database, such as FileMaker or Access, or with using database functions in Excel. This is the session taught previously as "UM.SiteMaker: Advanced Uses." Return participants are welcome for a refresher course.

PRESENTER: JOHN JOHNSTON

See Also: CTools for Critique and Commentary (5/10); UM.SiteMaker: Building Online Forms and Catalogs (5/7); UM.SiteMaker: Customizing Look and Feel (5/9); UM.SiteMaker: Roles, Versions, and Templates (5/9); UM.SiteMaker: Websites Made Simple (5/7 or 5/8)

Online Quizzes and Tutorials with UM.Lessons

10:00 TO 12:00 - 5/10

UNIVERSITY LIBRARY INSTRUCTIONAL
CENTER (ULIC), 4059 SHAPIRO LIBRARY
(CENTRAL CAMPUS)

DIGITAL MEDIA COMMONS - USE LAB / ALL

In this hands-on session, participants will learn to build and manage online quizzes, tutorials, and other class activities using UM.Lessons. UM.Lessons is a web-based assessment tool designed by University of

THURSDAY

Michigan instructors, instructional designers, and software developers. It provides UM users with an easy and flexible medium to create customized assessments. Questions can be in the form of multiple choice, true/false, fill-in-the-blank, short answer, or survey. They can also include resources such as images, sound clips and movies. Lessons can return immediate, automated feedback, including scores, answer rationale, and model answers.

PRESENTER: DIANA LEE PERPICH

See Also: Online Surveying with UM.Lessons (5/9); SAMS: Student Assignment Management System for LSA Science Courses (with support for Qwizdom); (5/10); Using the Qwizdom Student Response System in LSA (5/11)

Multicultural Dynamics in the Classroom

10:00 TO 12:00 - 5/10

CRLT SEMINAR ROOM, 101 PALMER COMMONS (CENTRAL CAMPUS) CENTER FOR RESEARCH ON LEARNING AND TEACHING / ALL

This interactive session will provide participants with the opportunity to explore how social identities impact dynamics in the classroom. This session will introduce the skills and theory behind various methods of facilitation and examine strengths and appropriate uses in the classroom.

PRESENTER: TARYN PETRYK

See Also: Facilitating Group Work to Maximize Student Learning (5/8); Student Learning through Discussion (5/9)

Designing a Flexible Website with Cascading Style Sheets and Layers in Dreamweaver

10:00 TO 12:00 - 5/10

FACULTY EXPLORATORY, 206 HATCHER GRADUATE LIBRARY (CENTRAL CAMPUS) KNOWLEDGE NAVIGATION CENTER, FACULTY EXPLORATORY / ADVANCED

Wouldn't it be great if you could rearrange the layout of your entire website with a few minor changes to one file? We'll begin with an overview of simple formatting of fonts, colors, and images through CSS in Dreamweaver, and progress to higher-level tasks like using CSS to control and change your overall layout and graphic design. We assume solid basic knowledge of HTML and some understanding of the concept of Style Sheets. Although Dreamweaver will be used for most of the class, there will also be some coding involved.

PRESENTER: ERIC FRIERSON

See Also: Creating Web Pages with Dreamweaver 8 (5/8); From Beginning to End: Preparing Images for the Web, PowerPoint, or Print (5/9); Retrofitting Websites for Accessibility (5/9); UM.Sitemaker: Customizing Look and Feel (5/9); Using CTools and Dreamweaver to Create and Host an Online Learning Course (5/7)

FLICKR FUN Web Photo Management AND SO MUCH MORE

10:00 TO 12:00 - 5/10

LANGUAGE RESOURCE CENTER (LRC), MAC CLASSROOM, 2ND FLOOR, MODERN LANGUAGES BUILDING (CENTRAL CAMPUS) LANGUAGE RESOURCE CENTER / BEGINNER

In this hands-on workshop we will explore the basics of Flickr - free photo album on the web - including image markup, description text, viewer comments and slide show features. We will also link images to Google Maps.



After learning the basics we will discuss instructional examples in art, creative writing, maps, and photojournalism and we will brainstorm possibilities for your particular discipline. We will also examine an innovative conference presentation created in Flickr instead of PowerPoint. Participants are encouraged to "bring" their own photos on a jump drive, IFS, etc.

PRESENTER: PHILOMENA MEECHAN, LYNNE GRANDALL

See Also: Drop in and Learn About Digital Cameras (5/8); Finding and Incorporating Media into PowerPoint and CTools (5/8); From Beginning to End: Preparing Images for the Web, PowerPoint, or Print (5/9); Getting Started Creating a Digital Image Collection (5/10); Intermediate Photo Editing with Photoshop CS 2 (5/10); Social Media for Teaching and Learning (5/7)

Setting Up a Relational Database

10:00 TO 1:00 - 5/10

2074 CAMPUS SAFETY SERVICES BUILDING, 1239 KIPKE DRIVE (SOUTH CAMPUS) INFORMATION TECHNOLOGY EDUCATION SERVICES / INTERMEDIATE

This workshop is a discussion of how you get started with the logical design of a database that should precede the physical design in Access, FileMaker or another product. How do you know what tables you need? How do you know which fields go in which

THURSDAY

table? How do you figure out table relationships? Come and find out and be more prepared to create a database that will give you the functionality and reports that you need.

PRESENTER: CAROLYN NEWMAN

Video Production Workshop

10:00 TO 11:30 - 5/10

LANGUAGE RESOURCE CENTER (LRC),
VIDEO VIEWING ROOM, 2ND FLOOR,
MODERN LANGUAGES BUILDING (CENTRAL
CAMPUS)

LANGUAGE RESOURCE CENTER /
BEGINNER

In this workshop, you will learn how to operate the camera, lighting principles, and how to construct a documentary or instructional video. This will include interviewing techniques, shooting B-Roll, and gathering all of the elements needed to create a finished video.

PRESENTER: ROBERT DEMILNER

See Also: Digital Video Recording Cart at the LRC (5/9 or 5/10); Intro to Final Cut Pro and the DMC Multimedia Rooms (5/8); Intro to iMovie and the DMC Multimedia Rooms (5/10); Video Editing on the Mac with Final Cut Pro (5/7); Video Production Workshop (5/8)

Can We Talk? Learning through Chat

1:00 TO 3:00 - 5/10

FACULTY EXPLORATORY, 206 HATCHER
GRADUATE LIBRARY (CENTRAL CAMPUS)
LSA INSTRUCTIONAL SUPPORT SERVICES /
INTERMEDIATE

How do you get students to interact when you teach a lecture to many students at once? How do you find out what students understand and what they don't? Chat rooms, and specifically the chat room in CTools, offer students, GSIs, and lecturers multiple and surprising ways to interact and learn.

From web office hours to lurking professors learning about bad lectures, chat is a way to improve the streams of learning interactions with a just a little organization, some clear goals, and reasonably careful management.

PRESENTER: SHERRIE A KOSSOUDJI

See Also: AIM and iChat: Video, Audio, and Text Chat (5/9); Audio Video Mobile Blogging (5/10); Blogging with mBlog: First Steps (5/8); Chat about Chat CTools (5/8); CTools: Interactive Tools (5/9); SKYPE ME! Video, Audio, and Text Chat Using Skype (5/9); Videoconferencing with Polycom (5/9)

Taking U-M Course Evaluations Online

1:00 TO 2:00 - 5/10

319 HATCHER GRADUATE LIBRARY
(CENTRAL CAMPUS)
TEACHING AND TECHNOLOGY
COLLABORATIVE / ALL

The Academic Affairs Office, along with Exams and Evaluations, convened a Task Force in December 2006 to study the viability of moving course evaluations online. In this session, representatives of the Task Force will be available to share their recommendations and answer questions.

PRESENTER: DIANA LEE PERPICH

Power Searching on the Web Advanced: Finding Specialized Information

1:00 TO 2:30 - 5/10

UNIVERSITY LIBRARY INSTRUCTIONAL
CENTER (ULIC), 4059 SHAPIRO LIBRARY
(CENTRAL CAMPUS)
UNIVERSITY LIBRARY / ADVANCED

Experts in any topic know the best sites. Rather than spend time using a general search engine, they go right to the best source. Likewise, for many common tasks there are specialized tools or search engines. So how do you find these? We will discuss how to find information on blogs, drugs, grants, health, news, opinions, people, statistics, local and international concerns, and corporate and finance matters. We will also cover finding information in English and non-English languages and in multiple formats such as video, print, podcasts, and much more!

PRESENTER: PATRICIA ANDERSON, KAREN REIMAN-SENDI

See Also: Power Searching on the Web: An 8-Fold Path (5/8 or 5/11); Exploring the Web of Knowledge (5/10)

Getting Started Creating a Digital Image Collection

1:00 TO 2:30 - 5/10

LANGUAGE RESOURCE CENTER (LRC), PC
CLASSROOM, 2ND FLOOR, MODERN
LANGUAGES BUILDING (CENTRAL CAMPUS)
LANGUAGE RESOURCE CENTER,
UNIVERSITY LIBRARY / BEGINNER

Have a shoebox of photos, a tray of slides or a digital collection of images that take too long to search through to be quickly useful? This session will introduce you to the UM's Digital Library Production Service, an impressive existing collection of searchable image resources that you can use to deliver your image collection. Following a model developed at the Language Resource Center for

THURSDAY

serving highly categorized and searchable image resources from Indonesia, Thailand and Turkey, this session will explore how you can easily create the categorization filters and then collaborate with the DLPS to serve the images and textual content to users. AND you can access and download these images at various sizes, dig deeper into an image, set up contextual portfolios, and ask your students to demonstrate their understanding by setting up portfolios, too! Note that this session does not cover digitization techniques, but rather how you can make your digital collections more useful and accessible.

PRESENTER: LYNNE CRANDALL, JOHN WEISE

See Also: Drop in and Learn About Digital Cameras (5/8); Drop In and Learn About Scanners (5/10); Editing Photos with Adobe Photoshop CS 2 (5/8); Finding and Incorporating Media into PowerPoint and CTools (5/8); FLICKR FUN Web Photo Management AND SO MUCH MORE (5/10); From Beginning to End: Preparing Images for the Web, PowerPoint, or Print (5/9); Intermediate Photo Editing with Photoshop CS 2 (5/10)

Drop In and Learn About Scanners

1:00 TO 4:00 - 5/10

KNOWLEDGE NAVIGATION CENTER (KNC),
2ND FLOOR, HATCHER GRADUATE LIBRARY
(CENTRAL CAMPUS)

KNOWLEDGE NAVIGATION CENTER,
FACULTY EXPLORATORY / BEGINNER

Got a 200-page document you want made into a PDF? Got an old photograph from your grandma's attic you want to spruce up? Need an Excel document from a printed spreadsheet? What about a photographic slide?

In this drop-in session, we'll discuss the digitization of images and text with scanners. We'll talk about appropriate scanning resolution, choosing the right scanner for your purposes, and we'll demonstrate Optical Character Recognition (OCR) for when you want a Word or Excel document from a physical copy of something.

PRESENTER: ERIC FRIERSON

See Also: FLICKR FUN Web Photo Management AND SO MUCH MORE (5/10); From Beginning to End: Preparing Images for the Web, PowerPoint, or Print (5/9); Getting Started Creating a Digital Image Collection (5/10)

Digital Video Recording Cart at the LRC

1:00 TO 2:00 - 5/10

LANGUAGE RESOURCE CENTER (LRC),
VIDEO VIEWING ROOM, 2ND FLOOR,

MODERN LANGUAGES BUILDING (CENTRAL CAMPUS) LANGUAGE RESOURCE CENTER / BEGINNER

In this workshop we will learn how to set up and operate the digital video camera carts for optimal recordings of interviews, skits, and classroom presentations. Thirty minutes will be devoted to explaining the setup and various functions of the video cameras, along with how to finalize a recorded DVD. The other thirty minutes will be devoted to hands-on use by the participants with a question and answer session.

PRESENTER: VINCE LEE, ROBERT DEMILNER

See Also: Digital Video Recording Cart at the LRC (5/9); Intro to Final Cut Pro and the DMC Multimedia Rooms (5/8); Intro to iMovie and the DMC Multimedia Rooms (5/10); Screen Capture and Lecture Recording (5/9); Video Editing on the Mac with Final Cut Pro (5/7); Video Production Workshop (5/8 or 5/10)

Apple's Keynote Presentation Software: Whack Out a Slick Presentation Fast!

1:00 TO 3:00 - 5/10

LANGUAGE RESOURCE CENTER (LRC),
MAC CLASSROOM, 2ND FLOOR, MODERN
LANGUAGES BUILDING (CENTRAL CAMPUS)
LANGUAGE RESOURCE CENTER / ALL

So you have a shiny new Mac (okay you have an older Mac, but it has new software...); Apple's Keynote presentation software will let you put together great looking presentations quickly and easily, without having to continually reference online help! Are you tired of screeching brakes and canned applause, and tired visuals? Just want a cleanly designed, great looking presentation with nice transitions? Then this is your presentation software! We will also cover exporting your presentation as a QuickTime movie, PowerPoint presentation, PDF, image files, and Flash SWF movies.

PRESENTER: JOHN STEWART

See Also: Basic Graphic Design for PowerPoint (5/7); Beginning PowerPoint (5/7); Design and Delivery Techniques for Teaching with PowerPoint (5/8); Finding and Incorporating Media into PowerPoint and CTools (5/8); From Beginning to End: Preparing Images for the Web, PowerPoint, or Print (5/9); Navigating Your PowerPoint Presentation Efficiently Using Action Buttons and Hyperlinks (5/11); Successful Strategies for Making Movies Play in PowerPoint (5/11); Activities with Acrobat (5/8); Advanced PowerPoint (5/10)

THURSDAY

Advanced PowerPoint

1:00 TO 3:00 - 5/10

TAUBMAN LIBRARY CLASSROOM, 2802 MED SCI 2 (DIRECTIONS TO TAUBMAN LIB. CLASSROOM)
MED LEARNING RESOURCE CENTER / ADVANCED

The Advanced PowerPoint class is for those who want to move beyond the basic page-turning functionality of a typical PowerPoint presentation. A hands-on approach is employed to quickly teach advanced PowerPoint practices. The topic list for the advanced class includes: incorporating audio/video multimedia; how to improve the use of graphics and advanced text animation; customizing PowerPoint templates; mastering the drawing and picture toolbars; and overcoming the "hidden gotchas." Learn multiple techniques to improve efficiency and effectiveness of using PowerPoint. **Prior experience using PowerPoint is a prerequisite.**

PRESENTER: JOHN WESTFALL

See Also: Activities with Acrobat (5/8); Apple's Keynote Presentation Software: Whack Out a Slick Presentation Fast! (5/10); Basic Graphic Design for PowerPoint (5/7); Beginning PowerPoint (5/7); Design and Delivery Techniques for Teaching with PowerPoint (5/8); Finding and Incorporating Media into PowerPoint and CTools (5/8); From Beginning to End: Preparing Images for the Web, PowerPoint, or Print (5/9); Microsoft Office Certification Preparation (5/10); Navigating Your PowerPoint Presentation Efficiently Using Action Buttons and Hyperlinks (5/11); Successful Strategies for Making Movies Play in PowerPoint (5/11); Using the Qwizdom Student Response System in LSA (5/11)

Microsoft Office Certification Preparation

1:00 TO 3:00 - 5/10

2078 CAMPUS SAFETY SERVICES BUILDING, 1239 KIPKE DRIVE (SOUTH CAMPUS)
INFORMATION TECHNOLOGY EDUCATION SERVICES / ALL

Did you know that Microsoft Office 2003 Certification training and testing is available here on the Ann Arbor campus? Let an instructor tell you about the various classes in Word, Access, PowerPoint, and Excel. Even experienced users have found these classes to be of great benefit as they are chock full of great tips.

PRESENTER: CAROLYN NEWMAN

See Also: Advanced PowerPoint (5/10); Basic Graphic Design for PowerPoint (5/7); Beginning PowerPoint (5/7); Design and Delivery Techniques for Teaching with PowerPoint (5/8); Finding and

Incorporating Media into PowerPoint and CTools (5/8); From Beginning to End: Preparing Images for the Web, PowerPoint, or Print (5/9); Navigating Your PowerPoint Presentation Efficiently Using Action Buttons and Hyperlinks (5/11); Successful Strategies for Making Movies Play in PowerPoint (5/11)

Seven Step Method to Search for Patents

1:00 TO 3:00 - 5/10

ADVANCED GRAPHICS CLASSROOM, MACINTOSH, 3336 DUDERSTADT CENTER (NORTH CAMPUS)

UNIVERSITY LIBRARY / INTERMEDIATE

This workshop will cover basic information on the patenting process and introduce a straightforward, step-by-step method for conducting a preliminary patent search. Participants will do hands-on searching using the USPTO online databases from 590-to present. We will briefly compare USPTO databases to other patent databases available on the web and at the library.

PRESENTER: LEENA LALWANI

See Also: Seven Step Method to Search for Patents (5/9)

BlueStream: Digital Media from Collections to Classrooms

3:00 TO 5:00 - 5/10

DESIGN LAB ONE, 121 DUDERSTADT CENTER (NORTH CAMPUS)
DIGITAL MEDIA COMMONS / ALL

BlueStream is a pilot project that enables the use of digital media across the academic community. This session will showcase projects from image, audio, and video distribution, through media intensive student work, to research on video data. Learn more about the BlueStream environment and how to move forward on a BlueStream empowered project of your own.

PRESENTER: LOUIS E. KING

Exploring the Web of Knowledge

3:00 TO 5:00 - 5/10

UNIVERSITY LIBRARY INSTRUCTIONAL CENTER (ULIC), 4059 SHAPIRO LIBRARY (CENTRAL CAMPUS)

UNIVERSITY LIBRARY / BEGINNER

This session will introduce participants to the rich and authoritative collection of databases found in the Web of Knowledge. Participants will learn to do a search on a subject of interest to them, find articles that cite a particular author or article, find out how to keep current with the literature, find abstracts from

THURSDAY

proceedings, and find the impact factors of journals. Participants will also learn how to use brand new tools in the Web of Science to better evaluate the results of their search, including analyzing citation patterns.

PRESENTER: MERLE ROSENZWEIG, ANNA SCHNITZER

See Also: Keeping Current with Research with RSS (5/11); Power Searching on the Web Advanced: Finding Specialized Information (5/10)



CTools for Critique and Commentary

3:00 TO 5:00 - 5/10
WINDOWS TRAINING ROOM #1, 3358
DUDERSTADT CENTER (NORTH CAMPUS)
DIGITAL MEDIA COMMONS - USE LAB /
INTERMEDIATE

In this session we will explore the ways in which instructors can use various tools within CTools to facilitate critique and commentary of student work. We will run through scenarios in Discussions and Message Center, as well as Assignments, the Drop Box and the Wiki tool. mBlog and UM.Sitemaker's "shared work" will also make their way into our discussion. You should leave this session with a better understanding about which tools for critique and commentary you might use to meet the needs of your students, your content, and your teaching style.

PRESENTER: DIANA LEE PERPICH

See Also:

Advanced CTools Discussion Tool: Set Up and Run Interesting Discussions! (5/11); Blogging with mBlog: First Steps (5/8); Can We Talk? Learning through Chat (5/10); Chat about Chat CTools (5/8); CTools for Content Presentation--Understanding the Modules Feature (5/7); CTools for Course Websites (5/8 or 5/11); CTools for Project Collaboration (5/8 or 5/11); CTools: Interactive Tools (5/9); CTools: Posting and Podcasting (5/9); Finding and Incorporating Media into PowerPoint and CTools (5/8); UM.Sitemaker: Roles, Versions, and Templates (5/9); Using CTools and Dreamweaver to Create and Host an Online Learning Course (5/7)

Podcasting and Video Podcasting: A Demonstration and How-To

3:00 TO 5:00 - 5/10
LANGUAGE RESOURCE CENTER (LRC),
MAC CLASSROOM, 2ND FLOOR, MODERN
LANGUAGES BUILDING (CENTRAL CAMPUS)
LSA INSTRUCTIONAL SUPPORT SERVICES /
INTERMEDIATE

Give students ways to see, listen to, and learn from your lecture after it's over. Using applications available on the Macintosh, this session covers the basics of creating both audio podcasts and video podcasts. Equipment needed for producing audio and video podcasts will also be discussed.

PRESENTER: RALPH FRANKLIN

See Also: CTools: Posting and Podcasting (5/9); Explore Camtasia Studio for Creating Podcasts and Tutorials (5/9); How to Create a Simple Podcast (5/7); Power Searching on the Web Advanced: Finding Specialized Information (5/10); Social Media for Teaching and Learning (5/7)

Copyright, Copyleft, Copywrong, Copysouth: Copyright Essentials for Academics

3:00 TO 5:00 - 5/10
806 HATCHER GRADUATE LIBRARY
(CENTRAL CAMPUS)
UNIVERSITY LIBRARY / ALL

Copyright law is often at odds with the principles of academic freedom and the open and robust exchange of ideas. In the literary world, authors have agents to look out for their rights. Scholars, on the other hand, are usually on their own, and thus are often victims of publishing agreements and copyright restrictions which they do not fully understand and which they are not equipped to handle. In this presentation, we shall cover the essentials of copyright law in a nutshell, clarify the built in tension between copyright and scholarship, discuss progressive moments that have arisen in recent years in response to these tensions, and propose self-help measures that faculty members can take to protect the intellectual integrity and professional control of their scientific and creative output. The presenter, Paul Newman, formerly professor of Linguistics and Law at Indiana University, is now Intellectual Property Specialist in the Hatcher Graduate Library.

PRESENTER: PAUL NEWMAN

See Also: Deep Blue: Increasing Your Impact with a Permanent Home for All Your Work (5/10); Some Rights Reserved: An Introduction to Creative Commons for Authors and Creators (5/11)

THURSDAY

SAMS: Student Assignment Management System for LSA Science Courses (with support for Qwizdom)

3:00 TO 5:00 - 5/10

SCIENCE LEARNING CENTER (SLC), 520 CHEMISTRY BUILDING (CENTRAL CAMPUS) SCIENCE LEARNING CENTER / BEGINNER

LSA's Student Assignment Management System (SAMS) is a web-based grade book supported through the LSA Science Learning Center. Over the past few years, SAMS has been used by many large enrollment science courses to offer instructors and thousands of students' personalized online assignments and score reports. The presenters will provide a demo of this score administration and management tool that is especially useful for large scale class grading. The course management and access control tools will be shown as well as many useful grading forms designed for grading different modules such as exams, lectures, discussions, etc. The last portion of this session will be used to introduce the procedures for accomplishing a lecture roster download into Qwizdom through SAMS, as well as how to upload and download Qwizdom response data, displaying of lecture score reports, and working with hand grading.

PRESENTER: DAVID PANG, CLAIRE SANDLER

See Also: Online Quizzes and Tutorials with UM.Lessons (5/10); Online Surveying with UM.Lessons (5/9); Taking U-M Course Evaluations Online (5/10); Using the Qwizdom Student Response System in LSA (5/11)



Audio Video Mobile Blogging

3:00 TO 5:00 - 5/10

LANGUAGE RESOURCE CENTER (LRC), PC CLASSROOM, 2ND FLOOR, MODERN LANGUAGES BUILDING (CENTRAL CAMPUS) LANGUAGE RESOURCE CENTER / BEGINNER

We will explore how blogs are being integrated into learning and teaching. The session will cover hands-on exploration of tools for adding audio and video to blogs including phoning in an audio post. We will explore various implementations including personal writing journals, study abroad journals, collaborative workspaces, and student anthologies. Discover moblogging, too ... posting from a cell phone.

PRESENTER: PHILOMENA MEECHAN, LYNNE CRANDALL

See Also: Blogging with mBlog: First Steps (5/8); Social Media for Teaching and Learning (5/7)

Intermediate Photo Editing with Photoshop CS 2

3:00 TO 5:00 - 5/10

FACULTY EXPLORATORY, 206 HATCHER GRADUATE LIBRARY (CENTRAL CAMPUS) FACULTY EXPLORATORY, UNIVERSITY LIBRARY / INTERMEDIATE

Have you started to use Photoshop, but wonder what else it can do? This hands-on workshop will look at tools to fine-tune selections (Quick Mask Mode), alter color ranges, and different ways to combine various images together. We'll also talk about a few quick adjustments you can apply to make your image clearer and better looking.

PRESENTER: LAURIE SUTCH

See Also: Drop in and Learn About Digital Cameras (5/8); Drop In and Learn About Scanners (5/10); Editing Photos with Adobe Photoshop CS 2 (5/8); FLICKR FUN Web Photo Management AND SO MUCH MORE (5/10); Getting Started Creating a Digital Image Collection (5/10)

THURSDAY

Successful Strategies for Making Movies Play in PowerPoint

9:00 TO 10:30 - 5/11

LANGUAGE RESOURCE CENTER (LRC), PC CLASSROOM, 2ND FLOOR, MODERN LANGUAGES BUILDING (CENTRAL CAMPUS)
LANGUAGE RESOURCE CENTER / INTERMEDIATE

This hands-on issue-specific workshop will address using audio and video files in PowerPoint presentations. We will discuss common problems with motion media files, including file management, file types and cross-platform issues. **NOTE:** This workshop will not cover how to digitize media, but rather practices for using motion media in PowerPoint. Participants should know how to create a simple, text-based presentation before attending this workshop.

PRESENTER: LYNNE CRANDALL

See Also: Advanced PowerPoint (5/10); Apple's Keynote Presentation Software: Whack Out a Slick Presentation Fast! (5/10); Beginning PowerPoint (5/7); Design and Delivery Techniques for Teaching with PowerPoint (5/8); Finding and Incorporating Media into PowerPoint and CTools (5/8); Microsoft Office Certification Preparation (5/10); Navigating Your PowerPoint Presentation Efficiently Using Action Buttons and Hyperlinks (5/11)

CTools for Project Collaboration

10:00 TO 12:00 - 5/11

WINDOWS TRAINING ROOM #1, 3358 DUDERSTADT CENTER (NORTH CAMPUS)
DIGITAL MEDIA COMMONS - USE LAB / BEGINNER

This hands-on workshop will introduce participants to CTools, which can not only be used to develop course websites, but also allows UM faculty, staff, and students to collaborate with colleagues inside the UM community and beyond.

Participants will create sample websites, post sample materials, and experiment with the shared calendar and online chat. They will learn how to control access to the site and also how to manage privileges to various functions.

PRESENTER: SEAN DEMONNER

See Also: Advanced CTools Discussion Tool: Set Up and Run Interesting Discussions! (5/11); Chat about Chat CTools (5/8); CTools for Content Presentation-Understanding the Modules Feature (5/7); CTools for Course Websites (5/8 or 5/11); CTools for Critique and Commentary (5/10); CTools for Project Collaboration (5/8); CTools: Interactive Tools (5/9); CTools: Posting and Podcasting (5/9); Finding and

Incorporating Media into PowerPoint and CTools (5/8); UM.Sitemaker: Websites Made Simple (5/7 or 5/8)

Personal, Professional, and Enterprise Productivity with Social Bookmarking and Other Web 2.0 Tools

10:00 TO 11:30 - 5/11

UNIVERSITY LIBRARY INSTRUCTIONAL CENTER (ULIC), 4059 SHAPIRO LIBRARY (CENTRAL CAMPUS)
UNIVERSITY LIBRARY / ALL

Have you been in a colleague's office or at a conference and wished you had that link you bookmarked on your own office computer? Have you ever found a link at home and e-mailed it to yourself at work to bookmark there? Or printed off a page just so you could remember to bookmark it somewhere else later? Finding an easy solution for these common problems was the beginning of social bookmarking, but it does far more. This class will touch on a number of social bookmarking tools, focusing primarily on Del.icio.us, and will discuss and demonstrate applications in teaching, supporting administrative activities, research, and more.

PRESENTER: PATRICIA ANDERSON

See Also: Online Worlds and Digital Avatars: An Introduction to Second Life (5/8); Social Media for Teaching and Learning (5/7); Social Bookmarking with Del.icio.us (5/9); Keeping Current with Research with RSS (5/11); Personal News Aggregators (5/11)

Keeping Current with Research with RSS

10:00 TO 12:00 - 5/11

SCIENCE LEARNING CENTER (SLC), 520 CHEMISTRY BUILDING (CENTRAL CAMPUS)
FACULTY EXPLORATORY, UNIVERSITY LIBRARY / BEGINNER

Where does Web 2.0 fit into research? For that matter, what in the world is Web 2.0? In this session, we'll cover everything from the basic terminology of Web 2.0 (including blogs, wikis, RSS, etc) and then discuss how to use these tools to keep up with current research in your field. This session will provide hands-on instruction in setting up a Bloglines.com account where news and new research in your field finds you.

PRESENTER: ERIC FRIERSON

See Also: Personal News Aggregators (5/11)

FRIDAY

Automatically Creating Citations and Bibliographies with RefWorks

10:00 TO 12:00 - 5/11

FACULTY EXPLORATORY, 206 HATCHER GRADUATE LIBRARY (CENTRAL CAMPUS)
FACULTY EXPLORATORY, KNOWLEDGE NAVIGATION CENTER / BEGINNER

xRefWorks is a web-based tool for managing your citations. In this introductory session, we'll cover the basics of creating a RefWorks account and database, including importing citations from online resources, generating formatted bibliographies, and sharing your RefWorks database on the web. We'll also work with Microsoft Word and incorporate citations from your RefWorks database into your documents.

PRESENTER: SHEVON DESAI

See Also: Automatically Creating Citations and Bibliographies with EndNote 10 (5/8)

Listening Online: Streaming Resources and the Music Library

10:00 TO 11:30 - 5/11

VIDEOCONFERENCE SUITE, 1180 DUDERSTADT CENTER (NORTH CAMPUS)
UNIVERSITY LIBRARY / ALL

This introductory session will provide a survey of the Music Library's streamed audio and video resources, including Naxos Music Library, Classical Music Library, Smithsonian Global Sound, and others. It will include discussion of recent updates to the resources, provide effective search tips, and explore instructional uses of streamed audio and video via CTools and through other means.

PRESENTER: CHARLES REYNOLDS

See Also: CTools for Content Presentation-- Understanding the Modules Feature (5/7); Finding and Incorporating Media into PowerPoint and CTools (5/8); GarageBand: Making Music with You and Your Mac (5/9); How to Create a Simple Podcast (5/7); Podcasting and Video Podcasting: A Demonstration and How-To (5/10); ProTools for Digital Music (5/9); Using CTools and Dreamweaver to Create and Host an Online Learning Course (5/7); Orientation to the Electronic Music Studios (5/9)

Navigating Your PowerPoint Presentation Efficiently Using Action Buttons and Hyperlinks

10:30 TO 12:00 - 5/11

LANGUAGE RESOURCE CENTER (LRC), PC CLASSROOM, 2ND FLOOR, MODERN LANGUAGES BUILDING (CENTRAL CAMPUS)

LANGUAGE RESOURCE CENTER / INTERMEDIATE

PowerPoint doesn't have to be a linear presentation tool. You can use it to navigate effortlessly in ways that make sense for teaching and learning. This feature specific hands-on session will focus on using hyperlinks and action buttons to overcome the linear habit of PowerPoint slides. Links offer amazing opportunities for branching deeper within a theme, springing to other applications and presentations, addressing cross platform motion media issues and soliciting email responses. It is assumed that participants know how to create basic PowerPoint presentations.

PRESENTER: LYNNE CRANDALL

See Also: Activities with Acrobat (5/8); Advanced PowerPoint (5/10); Apple's Keynote Presentation Software: Whack Out a Slick Presentation Fast! (5/10); Basic Graphic Design for PowerPoint (5/7); Beginning PowerPoint (5/7); Design and Delivery Techniques for Teaching with PowerPoint (5/8); Finding and Incorporating Media into PowerPoint and CTools (5/8); From Beginning to End: Preparing Images for the Web, PowerPoint, or Print (5/9); Successful Strategies for Making Movies Play in PowerPoint (5/11)

Using the Qwizdom Student Response System in LSA

1:00 TO 3:00 - 5/11

UNIVERSITY LIBRARY INSTRUCTIONAL CENTER (ULIC), 4059 SHAPIRO LIBRARY (CENTRAL CAMPUS)
LSA INSTRUCTIONAL SUPPORT SERVICES, FACULTY EXPLORATORY / INTERMEDIATE

Are you interested in what students understand or would you like a way to encourage more interaction and engagement during your lecture? Using a Student Response System can help. This introduction to the Qwizdom Student Response System will go over the basics needed to get started. You'll see Qwizdom in action and then have hands on practice in setting up a Qwizdom presentation (using the Qwizdom plug-in for PowerPoint called Actionpoint) with interactive questions for your LSA class.

PRESENTER: LAURIE SUTCH

See Also: SAMS: Student Assignment Management System for LSA Science Courses (with support for Qwizdom) (5/10)

FRIDAY

CTools for Course Websites

1:00 TO 3:00 - 5/11

FACULTY EXPLORATORY, 206 HATCHER GRADUATE LIBRARY (CENTRAL CAMPUS)
DIGITAL MEDIA COMMONS - USE LAB / BEGINNER

This hands-on session is your chance to experiment with CTools, where instructors can distribute course materials online to registered students, maintain an online calendar of activities, manage electronic chats and discussion boards, handle electronic assignments, and more. Participants will learn the basic skills and procedures necessary to build and manage a website. Participants must have a username and Kerberos password to do any hands-on work, and also need to feel comfortable using a browser (like Internet Explorer or Netscape). No experience with HTML is necessary.

PRESENTER: SEAN DEMONNER

See Also: Advanced CTools Discussion Tool: Set Up and Run Interesting Discussions! (5/11); Chat about Chat CTools (5/8); CTools for Course Websites (5/8); CTools for Critique and Commentary (5/10); CTools for Project Collaboration (5/8 or 5/11); CTools: Interactive Tools (5/9); CTools: Posting and Podcasting (5/9); Finding and Incorporating Media into PowerPoint and CTools (5/8); Online Quizzes and Tutorials with UM.Lessons (5/10); Online Surveying with UM.Lessons (5/9); Using CTools and Dreamweaver to Create and Host an Online Learning Course (5/7)

Creating Professional-looking Conference Posters

1:00 TO 3:00 - 5/11

ADVANCED GRAPHICS CLASSROOM,
MACINTOSH, 3336 DUDERSTADT CENTER
(NORTH CAMPUS)
DIGITAL MEDIA COMMONS / BEGINNER

In this workshop, participants will learn how to use Adobe Illustrator to create high quality, eye-catching posters. Participants will learn techniques for organizing materials and printing posters on the large format color printer located in GroundWorks, the Media Conversion Lab at the Duderstadt Center. Basic computer skills are required, but no prior experience with graphics applications is necessary.

PRESENTER: ROBERT PETTIGREW

See Also: Creating Professional-looking Conference Posters (5/8)

Some Rights Reserved: An Introduction to Creative Commons for Authors and Creators


1:00 TO 3:00 - 5/11

806 HATCHER GRADUATE LIBRARY
(CENTRAL CAMPUS)
UNIVERSITY LIBRARY / ALL

Creative Commons licenses work in combination with copyright to help authors and creators allow certain uses of their work without requiring permission. Already popular among artists and musicians, Creative Commons is gaining momentum in academia. This session will cover the principles behind Creative Commons, an explanation of the different licenses, and explore some of the ways that faculty can benefit from Creative Commons as educators, authors, and creators. Presenter Molly Kleinman, formerly an associate at the Wendy Weil Literary Agency in New York, is now Associate Intellectual Property Specialist in the Hatcher Graduate Library.

PRESENTER: MOLLY KLEINMAN

See Also: Seven Step Method to Search for Patents (5/10); Copyright, Copyleft, Copywrong, Copysouth: Copyright Essentials for Academics (5/10); Deep Blue: Increasing Your Impact with a Permanent Home for All Your Work (5/10)



Google Maps - Google Earth

1:00 TO 3:00 - 5/11

LANGUAGE RESOURCE CENTER (LRC),
MAC CLASSROOM, 2ND FLOOR, MODERN
LANGUAGES BUILDING (CENTRAL CAMPUS)
LANGUAGE RESOURCE CENTER / BEGINNER

In this workshop we will explore various tools for geotagging your images with existing satellite, street and topographic maps from Google. We will assemble an album of images in Flickr and attach them to pre-existing maps (Google and Yahoo) using easy to access latitude and longitude data and simple drag and drop. We will also explore the features of Google Earth and learn to create and share

FRIDAY

customized virtual tours. Time permitting we will delve into creating an annotated Google Map on our own webpage. As we work we will have open brainstorming and discussion of various applications for the classroom.

PRESENTER: PHILOMENA MEECHAN,
LYNNE CRANDALL

See Also: FLICKR FUN Web Photo Management AND SO MUCH MORE (5/10); Integrating Maps and Spatial Information into Teaching (5/7); Social Media for Teaching and Learning (5/7)

Advanced CTools Discussion Tool: Set Up and Run Interesting Discussions!

1:00 TO 3:00 - 5/11

LANGUAGE RESOURCE CENTER (LRC), PC CLASSROOM, 2ND FLOOR, MODERN LANGUAGES BUILDING (CENTRAL CAMPUS)
LANGUAGE RESOURCE CENTER / INTERMEDIATE

Continue discussions outside of the classroom with the CTools Discussion tool. Use it to gather thoughts and opinions on topics before the class meeting. Or provide an arena for interaction such as peer review facilitated by file sharing and comments or collaborative writing and critique. Participants will learn to share information and promote interactive discussions.

Prerequisite: Participants should already have set up their own CTools sites before attending this session.

PRESENTER: PHILLIP CAMERON

See Also: AIM and iChat: Video, Audio, and Text Chat (5/9); Audio Video Mobile Blogging (5/10); Blogging with mBlog: First Steps (5/8); Can We Talk? Learning through Chat (5/10); Chat about Chat CTools (5/8); CTools for Content Presentation-Understanding the Modules Feature (5/7); CTools for Course Websites (5/8 or 5/11); CTools for Critique and Commentary (5/10); CTools for Project Collaboration (5/8 or 5/11); CTools: Interactive Tools (5/9); CTools: Posting and Podcasting (5/9); SKYPE ME! Video, Audio, and Text Chat Using Skype (5/9); Social Media for Teaching and Learning (5/7); Using CTools and Dreamweaver to Create and Host an Online Learning Course (5/7)

Personal News Aggregators

3:00 TO 4:00 - 5/11

FACULTY EXPLORATORY, 206 HATCHER GRADUATE LIBRARY (CENTRAL CAMPUS)
CENTER FOR RESEARCH ON LEARNING AND TEACHING / ALL

Services like Google's custom home page allow you to collect news headlines, sports, weather, blogs, research tools, and trivia into a "personal newspaper" that can be accessed from any Internet connection. Learn how to choose and sign up for a service, find content, and arrange your page.

PRESENTER: EMILY SPRINGFIELD

See Also: Keeping Current with Research with RSS (5/11); Social Bookmarking with Del.icio.us (5/9); Social Media for Teaching and Learning (5/7)

Drop In and Learn About International TV from the LRC

3:00 TO 5:00 - 5/11

LANGUAGE RESOURCE CENTER (LRC), VIDEO VIEWING ROOM, 2ND FLOOR, MODERN LANGUAGES BUILDING (CENTRAL CAMPUS)

LANGUAGE RESOURCE CENTER / ALL

Drop in to view all 60 channels, with programs in more than 20 languages including English. Learn how to find program schedules and make requests for recording and streaming.

PRESENTER: ANN LEVENICK, JOHN STEWART

See Also: Listening Online: Streaming Resources and the Music Library (5/11)

Power Searching on the Web: An 8-Fold Path

3:00 TO 4:30 - 5/11

UNIVERSITY LIBRARY INSTRUCTIONAL CENTER (ULIC), 4059 SHAPIRO LIBRARY (CENTRAL CAMPUS)

UNIVERSITY LIBRARY / ADVANCED

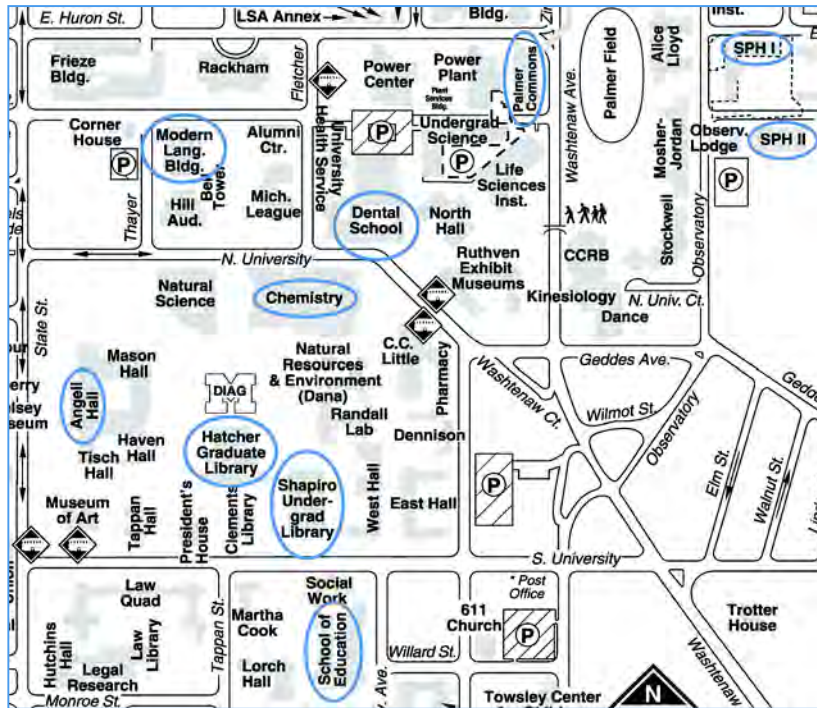
Frustrated with the overwhelming and mostly irrelevant results you get when searching the web? Let us show you how to more effectively search the web using general search engines. In this hands-on session, we'll demonstrate eight effective search techniques, and then present several strategies to use when looking for publicly available information on the web. We'll expose you to a few search engines throughout the workshop, to prepare you for participation in the follow-up session, "Finding Specialized Information."

PRESENTER: KAREN REIMAN-SENDI,
PATRICIA ANDERSON

See Also: Power Searching on the Web Advanced: Finding Specialized Information (5/10); Power Searching on the Web: An 8-Fold Path (5/8); Exploring the Web of Knowledge (5/10)

FRIDAY

Buildings where Enriching Scholarship sessions will be held are circled.



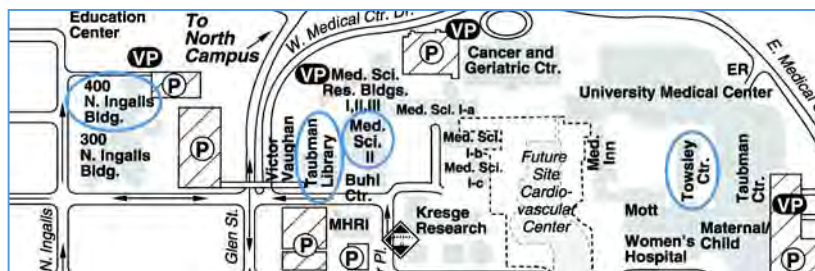
CENTRAL CAMPUS



NORTH CAMPUS



SOUTH CAMPUS



MEDICAL CAMPUS

MAPS